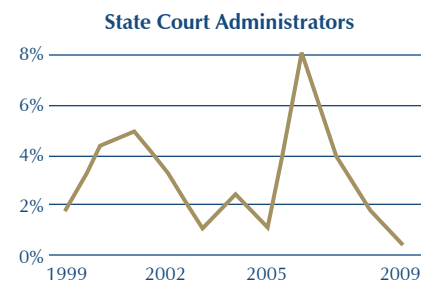
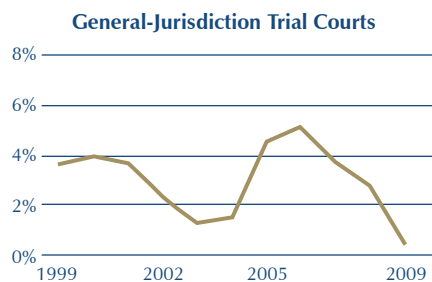
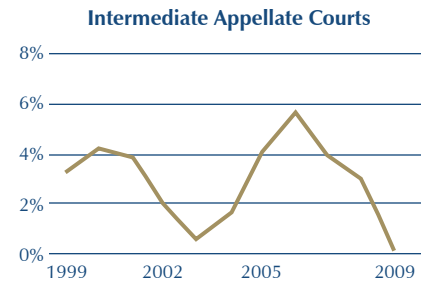
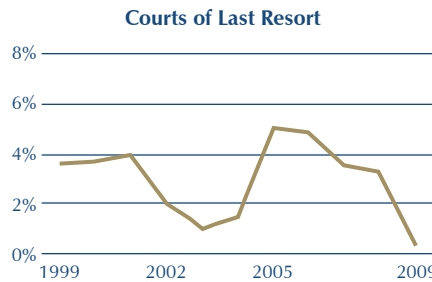


Survey of JUDICIAL SALARIES

Volume 34 Number 2 As of June 30, 2009

The National Center for State Courts (NCSC) has regularly published information about judicial compensation since 1974. The *Survey of Judicial Salaries* serves as the primary record of compensation for state judicial officers and state court administrators. The NCSC appreciates the willingness of the state court administrative offices to furnish this information on a regular basis.

This issue of the *Survey of Judicial Salaries* reports salary changes as of June 30, 2009. This is an important note, since some states implement salary changes at other points during the year. However, a standard and unchanging cutoff date must be established to publish salary data in a timely and predictable fashion. In addition to the usual tables and graphics provided in the *Survey*, a special section examines recent trends in the number of states that have increased judicial salaries for the period 2004-2009.



ANNUAL PERCENTAGE CHANGE IN REAL SALARIES

Annual salary growth rates are shown in the above charts, covering the fifty states and the District of Columbia. The annual percentage change in real-dollar salaries is shown for associate justices of courts of last resort (COLRs), associate judges of intermediate appellate courts (IACs), general-jurisdiction (GJ) trial-court judges, and state court administrators, respectively.

Through June 30, 2009, the annual percent increase in salaries for all positions examined in the trend charts shows a continued decrease since the end of 2006. The average annual increase for the first half of 2009 was a scant .35%, a fraction of the 2.5% and 2.8% increases for the same periods in 2007 and 2008, respectively. Given the deep and continuing recession in the U.S. and global economies, the near zero average increase is not surprising. In fact, aside from not granting increases, roughly 15 states have reduced salaries through direct pay cuts (mandatory or voluntary) or furloughs of judges or court support staff.



Judicial Salaries at a Glance

The average annual percent changes for the four judicial positions, and the state court administrators analyzed by the *Survey*, is 2.8% for the period 2003 through 2009. For the first time since this average has been published, the average percent change has fallen below 3%. The ongoing effects of the recession on state budgets are anticipated by many to worsen before they improve. Continued freezes, or even further decreases in near- and long-term salaries, could be the norm until the economy rebounds. The following table summarizes current salaries for the major judicial positions.

	Mean	Median	Range	Average Annual % Change 2003-2008
Chief, Highest Court	\$155,428	\$152,495	\$115,160 to 228,856	2.75%
Associate Justice, Court of Last Resort	150,633	145,984	112,530 to 218,237	2.83%
Judge, Intermediate Appellate Courts	145,665	139,924	105,050 to 204,599	2.70%
Judge, General-Jurisdiction Trial Courts	134,826	130,312	104,170 to 178,789	2.80%
State Court Administrators	133,562	126,738	76,500 to 211,272	2.69%

SALARIES AND RANKINGS FOR APPELLATE AND GENERAL-JURISDICTION JUDGES - LISTED ALPHABETICALLY BY STATE NAME

The table below lists the salaries and rankings for associate justices of the courts of last resort, associate judges of intermediate appellate courts, and judges of general-jurisdiction trial courts (actual salaries and cost-of-living-adjusted salaries) as of June 30, 2009. Where possible, the salary figures are actual salaries. In jurisdictions where some judges receive supplements, the figures are the most representative available—either the base salary, the midpoint of a range between the lowest and highest supplemented salaries, or the median. Salaries are ranked from highest to lowest, with the highest salary for each position having a rank of “1.” The lowest salary has a rank of “51” except for intermediate appellate courts, which exist in only 39 states. The mean, median, and salary range for each of the positions are also shown.

Salaries for Appellate and General-Jurisdiction Judges

Highest Court			Intermediate Appellate Court		General-Jurisdiction Trial Court				
State	Salary	Rank	Salary	Rank	Salary	Rank	Cost-of-Living Index Adjusted Salary		
							Adjustment Factor	Adjusted Salary	Adjusted Rank
Alabama	\$ 180,005	9	\$ 178,878	3	\$ 134,943	23	91.86	\$ 146,906	9
Alaska	184,908	6	174,696	6	170,976	4	128.34	133,218	23
Arizona	155,000	20	150,000	14	145,000	13	105.55	137,381	16
Arkansas	145,204	29	140,732	19	136,257	21	89.79	151,749	6
California	218,237	1	204,599	1	178,789	1	133.38	134,049	21
Colorado	139,660	32	134,128	26	128,598	31	105.03	122,445	34
Connecticut	162,520	15	152,637	11	146,780	12	125.75	116,723	40
Delaware	185,050	5			168,850	5	101.70	166,025	3
District of Columbia	184,500	7			174,000	3	138.42	125,707	32
Florida	157,976	18	150,077	13	142,178	14	102.21	139,099	15
Georgia	167,210	11	166,186	8	120,252	41	90.73	132,544	26
Hawaii	151,118	23	139,924	20	136,127	22	163.49	83,262	51
Idaho	119,506	47	118,506	37	112,043	46	92.56	121,055	35
Illinois	201,819	2	189,949	2	174,303	2	96.52	180,593	1
Indiana	151,328	21	147,103	17	125,647	33	92.46	135,899	19
Iowa	163,200	14	147,900	16	137,700	18	93.39	147,449	8
Kansas	135,905	39	131,518	31	120,037	42	91.30	131,477	27
Kentucky	135,504	40	130,044	34	124,620	34	91.34	136,436	18
Louisiana	136,967	38	130,194	33	124,085	36	96.39	128,734	29
Maine	119,476	48			111,969	47	108.39	103,306	48
Maryland	162,352	16	149,552	15	140,352	16	126.91	110,594	44
Massachusetts	145,984	26	135,087	25	129,694	27	118.28	109,648	45
Michigan	164,610	12	151,441	12	139,919	17	96.87	144,439	11
Minnesota	145,981	27	137,552	22	129,124	28	102.70	125,734	31
Mississippi	112,530	51	105,050	39	104,170	51	92.53	112,574	42
Missouri	137,034	37	128,207	35	120,484	39	90.79	132,707	25
Montana	113,964	50			106,870	50	104.15	102,612	49
Nebraska	139,278	33	132,314	28	128,832	29	90.38	142,548	12
Nevada	170,000	10			160,000	8	107.63	148,659	7
New Hampshire	146,917	25			137,084	19	118.21	115,964	41
New Jersey	185,482	4	175,534	5	165,000	6	128.28	128,625	30
New Mexico	123,691	45	117,506	38	111,631	48	99.94	111,703	43
New York	151,200	22	144,000	18	136,700	20	125.83	108,640	46
North Carolina	137,249	35	131,531	30	127,957	32	96.37	132,776	24
North Dakota	124,027	44			113,648	45	94.93	119,721	37
Ohio	141,600	31	132,000	29	121,350	38	93.21	130,188	28
Oklahoma	137,655	34	130,410	32	124,373	35	88.22	140,985	14
Oregon	125,688	43	122,820	36	114,468	44	114.48	99,990	50
Pennsylvania	186,450	3	175,923	4	161,850	7	100.84	160,500	4
Rhode Island	156,213	19			140,642	15	119.90	117,298	39
South Carolina	137,171	36	133,741	27	130,312	26	96.70	134,760	20
South Dakota	118,173	49			110,377	49	91.18	121,048	36
Tennessee	159,288	17	153,984	10	148,668	11	88.61	167,785	2
Texas	150,000	24	137,500	23	132,500	24	90.63	146,193	10
Utah	145,350	28	138,750	21	132,150	25	96.32	137,203	17
Vermont	129,245	41			122,867	37	118.40	103,771	47
Virginia	183,839	8	168,322	7	158,134	9	99.72	158,571	5
Washington	164,221	13	156,328	9	148,832	10	104.63	142,247	13
West Virginia	121,000	46			116,000	43	94.63	122,586	33
Wisconsin	144,495	30	136,316	24	128,600	30	96.06	133,879	22
Wyoming	126,500	42			120,400	40	101.76	118,321	38
Mean	\$ 150,633		\$ 145,665		\$ 134,826				
Median	145,984		139,924		130,312				
Range	112,530 to 218,237		105,050 to 204,599		104,170 to 178,789				

USING THE ACCRA COST-OF-LIVING INDEX

The Council for Community and Economic Research—C2ER (formerly the ACCRA organization)—is the most widely accepted U.S. source for cost-of-living indices, with nearly 400 reporting jurisdictions across America. The cost-of-living indices used in this report were developed by examining the average costs of goods and services for the latest four running fiscal quarters. The factors reflect an average of the reporting jurisdictions in a particular state (i.e., the cost-of-living-index for Virginia is the average of the cost-of-living indices for each of the nine reporting jurisdictions in Virginia). More detailed information can be found at www.acra.org or www.c2er.org.

SALARIES AND RANKINGS FOR APPELLATE AND GENERAL-JURISDICTION JUDGES LISTED IN ORDER OF STATE RANK

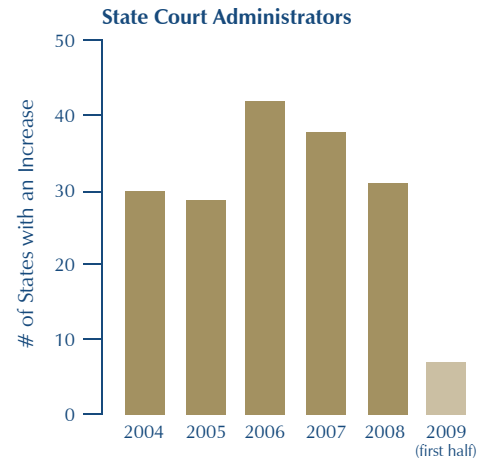
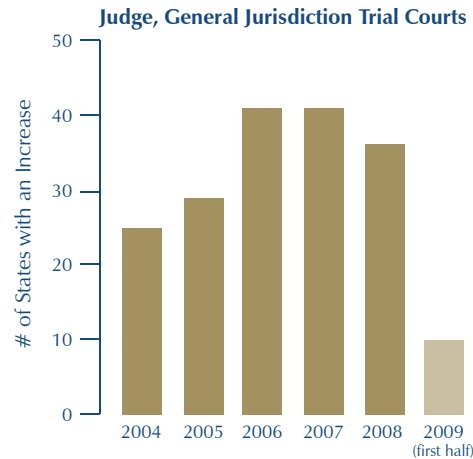
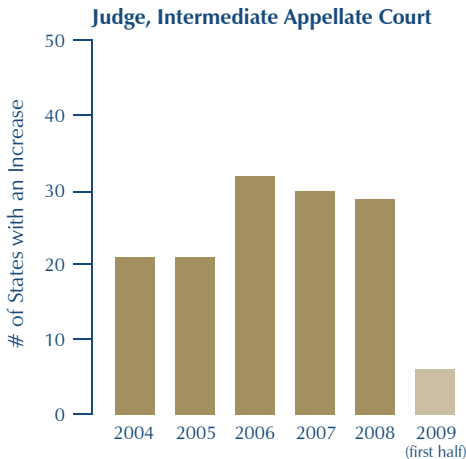
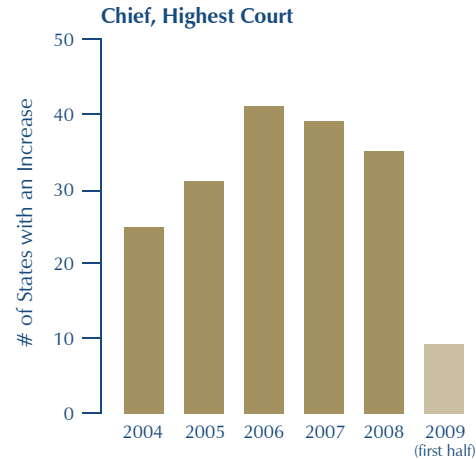
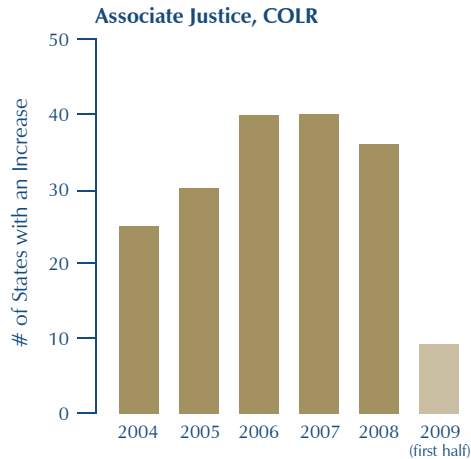
The tables below list the salaries for associate justices of the courts of last resort, associate judges of intermediate appellate courts, and judges of general-jurisdiction trial courts (actual salaries and cost-of-living-adjusted salaries) as of June 30, 2009. Where possible, the salary figures are actual salaries. In jurisdictions where some judges receive supplements, the figures are the most representative available—either the base salary, the midpoint of a range between the lowest and highest supplemented salaries, or the median. The listings are in rank order from highest to lowest salary. The mean, median, and salary range for each of the positions are also shown.

State Rankings by Court Level

Highest Court	Intermediate Appellate Court	General-Jurisdiction Trial Court	General-Jurisdiction Trial Court Cost-of-Living Index Adjusted Salary		
California	\$ 218,237	California	\$ 178,789	Illinois	\$ 180,593
Illinois	201,819	Illinois	174,303	Tennessee	167,785
Pennsylvania	186,450	Alabama	178,878	Delaware	166,025
New Jersey	185,482	Pennsylvania	175,923	Pennsylvania	160,500
Delaware	185,050	New Jersey	175,534	Virginia	158,571
Alaska	184,908	Alaska	174,696	Arkansas	151,749
District of Columbia	184,500	Virginia	168,322	Nevada	148,659
Virginia	183,839	Georgia	166,186	Iowa	147,449
Alabama	180,005	Washington	156,328	Alabama	146,906
Nevada	170,000	Tennessee	153,984	Texas	146,193
Georgia	167,210	Connecticut	152,637	Michigan	144,439
Michigan	164,610	Michigan	151,441	Nebraska	142,548
Washington	164,221	Florida	150,077	Washington	142,247
Iowa	163,200	Arizona	150,000	Oklahoma	140,985
Connecticut	162,520	Maryland	149,552	Florida	139,099
Maryland	162,352	Iowa	147,900	Arizona	137,381
Tennessee	159,288	Indiana	147,103	Utah	137,203
Florida	157,976	New York	144,000	Kentucky	136,436
Rhode Island	156,213	Arkansas	140,732	Indiana	135,899
Arizona	155,000	Hawaii	139,924	South Carolina	134,760
Indiana	151,328	Utah	138,750	California	134,049
New York	151,200	Minnesota	137,552	Wisconsin	133,879
Hawaii	151,118	Texas	137,500	Alaska	133,218
Texas	150,000	Wisconsin	136,316	North Carolina	132,776
New Hampshire	146,917	Massachusetts	135,087	Missouri	132,707
Massachusetts	145,984	Colorado	134,128	Georgia	132,544
Minnesota	145,981	South Carolina	133,741	Kansas	131,477
Utah	145,350	Nebraska	132,314	Ohio	130,188
Arkansas	145,204	Ohio	132,000	Louisiana	128,734
Wisconsin	144,495	North Carolina	131,531	New Jersey	128,625
Ohio	141,600	Kansas	131,518	Minnesota	125,734
Colorado	139,660	Oklahoma	130,410	District of Columbia	125,707
Nebraska	139,278	Louisiana	130,194	West Virginia	122,586
Oklahoma	137,655	Kentucky	130,044	Colorado	122,445
North Carolina	137,249	Missouri	128,207	Idaho	121,055
South Carolina	137,171	Oregon	122,820	South Dakota	121,048
Missouri	137,034	Idaho	118,506	North Dakota	119,721
Louisiana	136,967	New Mexico	117,506	Wyoming	118,321
Kansas	135,905	Mississippi	105,050	Rhode Island	117,298
Kentucky	135,504	Delaware		Connecticut	116,723
Vermont	129,245	District of Columbia		New Hampshire	115,964
Wyoming	126,500	Maine		Mississippi	112,574
Oregon	125,688	Montana		New Mexico	111,703
North Dakota	124,027	Nevada		Maryland	110,594
New Mexico	123,691	New Hampshire		Massachusetts	109,648
West Virginia	121,000	North Dakota		New York	108,640
Idaho	119,506	Rhode Island		Vermont	103,771
Maine	119,476	South Dakota		Maine	103,306
South Dakota	118,173	Vermont		Montana	102,612
Montana	113,964	West Virginia		Oregon	99,990
Mississippi	112,530	Wyoming		Hawaii	83,262
Mean	\$ 150,633	Mean	\$ 145,665	Mean	\$ 130,516
Median	145,984	Median	139,924	Median	132,544
Range	112,530 to 218,237	Range	105,050 to 204,599	Range	83,262 to 180,593

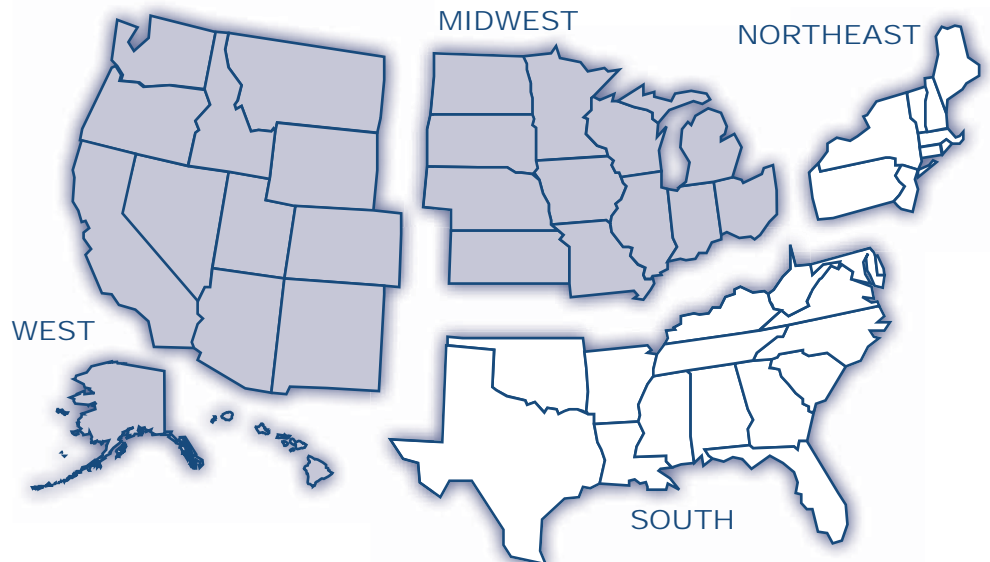
HOW BAD IS IT? THE IMPACT OF STATE BUDGETS ON JUDICIAL SALARIES

The following graphics reveal the annual trends in the number of states increasing judicial salaries between 2005 and 2009 (using calendar years). For each of the five judicial salary positions, the charts show peaks in 2006, with slight drop-offs by 2008. A large drop occurs in 2009 and is attributed to two factors. First, data from only the first half of 2009 are available for analysis. Second, and more important, due to the ongoing recession, the number of states with increases in the first half of the year is much lower than would normally be anticipated. Although the only true indicator of the impact of the recession on judicial salaries will be seen in the next issue of the Survey (when all 2009 data will be included), early data collection and conversations with court administrators and policy analysts indicate that few, if any, states are receiving salary increases.



STATE TABLES

The following pages show the salaries for each state and five territories that have reported current data as part of the *Survey*. Each state table shows an assigned region, the salary for each position, the date of the last reported salary change, and any special notations. The four geographical regions are those recognized by the U.S. Labor Department: Northeast, Midwest, South, and West. The map below shows the states within each region.



NORTHEAST

Appellate and General

Connecticut

as of 1-1-07

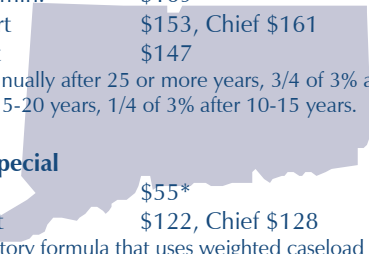
Chief Justice	\$176
Associate Justice	\$163
State Court Admin.	\$169
Appellate Court	\$153, Chief \$161
Superior Court	\$147

*Plus 3% semiannually after 25 or more years, 3/4 of 3% after 20-25 years, 1/2 of 3% after 15-20 years, 1/4 of 3% after 10-15 years.

Limited and Special

Probate Court	\$55*
Family Support	\$122, Chief \$128

*Subject to statutory formula that uses weighted caseload as part of calculation.



NORTHEAST

Appellate and General

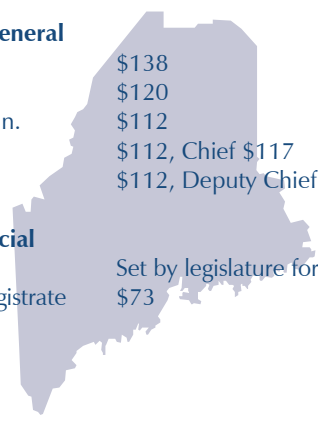
Maine

as of 7-1-08

Chief Justice	\$138
Associate Justice	\$120
State Court Admin.	\$112
Superior Court	\$112, Chief \$117
District Court	\$112, Deputy Chief \$115, Chief \$117

Limited and Special

Probate Court	Set by legislature for each county
Family Court Magistrate	\$73



NORTHEAST

Appellate and General

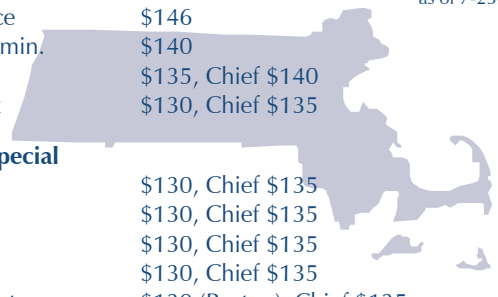
Massachusetts

as of 7-23-06

Chief Justice	\$151
Associate Justice	\$146
State Court Admin.	\$140
Appeals Court	\$135, Chief \$140
Superior Court	\$130, Chief \$135

Limited and Special

Juvenile Court	\$130, Chief \$135
Probate Court	\$130, Chief \$135
Housing Court	\$130, Chief \$135
District Court	\$130, Chief \$135
Municipal Court	\$130 (Boston), Chief \$135
Land Court	\$130, Chief \$135



NORTHEAST

Appellate and General


New Hampshire

as of 1-2-09

Chief Justice	\$151
Associate Justice	\$147
State Court Admin.	\$118
Superior Court	\$137, Chief \$147

Limited and Special

Probate Court	\$137, \$25-53 (part-time)
District Court	\$137, \$18-87 (part-time)



NORTHEAST

Appellate and General

New Jersey

as of 1-1-09

Chief Justice	\$193
Associate Justice	\$185
State Court Admin.	\$176
Superior Court Appellate Division	\$176
Superior Court	\$165, Assignment Judge \$172

Limited and Special

Surrogate Judge	Set locally
Municipal Court	Set locally
Tax Court	\$165



NORTHEAST

Appellate and General

New York

as of 1-1-99

Chief Judge	\$156
Associate Judge	\$151
State Court Admin.	\$148
Appellate Division	\$144, Presiding \$148
Appellate Terms	\$140, Presiding \$143
Supreme Court	\$137
County Court	\$120-137 (outside NYC)

Limited and Special

Court of Claims	\$137, Presiding \$144
Civil and Criminal Court, NYC	\$126
District Court	\$123, Presiding \$127 (Nassau & Suffolk)
Family Court	\$120-137 (NYC Admin. Judge \$142)
Surrogates' Court	\$120-137
Housing Court, NYC	\$115
Other City Courts	\$109-120



NORTHEAST

Appellate and General

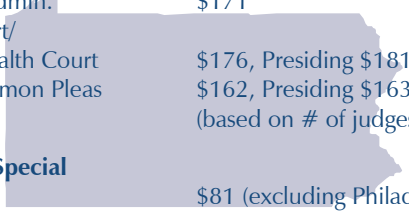
Pennsylvania

as of 1-1-09

Chief Justice	\$192
Associate Justice	\$186
State Court Admin.	\$171
Superior Court/ Commonwealth Court	\$176, Presiding \$181
Court of Common Pleas	\$162, Presiding \$163-165 (based on # of judges/population)

Limited and Special

District Court	\$81 (excluding Philadelphia and Pittsburgh)
Municipal Court (Philadelphia)	\$158, Presiding \$161
Traffic Court (Philadelphia)	\$85, Presiding \$86



NORTHEAST

Appellate and General

Rhode Island

as of 8-1-07

Chief Justice	\$172
Associate Justice	\$156
Special Master	\$132
State Court Admin.	\$113-125
Superior Court	\$141, Presiding \$155, Magistrate \$132

Limited and Special

Family Court	\$141, Chief \$155, Magistrates \$132
Probate Court	Set locally
District Court	\$135, Chief \$155, Admin. Judge \$141, Magistrate \$132, Clerk Magistrate \$132
Workers' Compensation Court	\$135, Chief \$155
Traffic Tribunal	\$132, Magistrate \$132, Chief \$135
Municipal Court	Set locally

Note: Judge/Justice may also receive longevity pay.



NORTHEAST

Appellate and General **Vermont**
as of 7-9-07

Chief Justice	\$135
Associate Justice	\$129
State Court Admin.	\$123
Superior/District/Family Court	\$123, Admin. Judge \$129 (Asst. Judges \$71-142/day)*

Limited and Special

Child Support Magistrate	\$93
Probate Court	\$29-91
Traffic/Municipal Hearing Officer	\$93
Environmental Court	\$123

* Half-day minimum and hourly thereafter.
Note: Judges subject to one day furlough each month.

MIDWEST

Appellate and General **Illinois**
as of 7-1-09

Chief Justice	\$202
Associate Justice	\$202
State Court Admin.	\$190
Appellate Court	\$190
Circuit Court	\$174, Associate \$166

Limited and Special

None

MIDWEST

Appellate and General **Indiana**
as of 7-1-08

Chief Justice	\$151 + \$5.5 subsistence
Associate Justice	\$151 + \$3 subsistence
State Court Admin.	\$113
Court of Appeals	\$147 Associates + \$3 subsistence (\$5.5 Chief subsistence)
Circuit and Superior Court	\$126 (May be supplemented up to 5k)

Limited and Special

Probate Court	\$126
County Court	\$126
Juvenile Magistrates	\$101 (County pay \$41)
Magistrates	\$101

MIDWEST

Appellate and General **Iowa**
as of 7-1-08

Chief Justice	\$171
Associate Justice	\$163
State Court Admin.	\$154
Court of Appeals	\$148, Chief \$153
District Court	\$138, Chief \$143, Associate \$122, Part-time Magistrate \$38

Limited and Special

None

MIDWEST

Appellate and General **Kansas**
as of 6-15-08

Chief Justice	\$139
Associate Justice	\$136
State Court Admin.	\$120
Court of Appeals	\$132, Chief \$135
District Court	Judge \$120, Admin. Judge \$121, Magistrate \$62*

Limited and Special

Municipal Court	Set locally
-----------------	-------------

*May be supplemented by county governments.

MIDWEST

Appellate and General **Michigan**
as of 4-1-07

Chief Justice	\$165
Associate Justice	\$165
State Court Admin.	\$148
Court of Appeals	\$151
Circuit Court	\$140

Limited and Special

Probate Court	\$140 (full-time), \$26-63 (part-time)
District Court	\$138
Municipal Court	\$11-30*

*Plus \$400 for each of the first two court dates each month and \$300 for each additional court date each month by a second municipality.

MIDWEST

Appellate and General **Minnesota**
as of 7-1-08

Chief Justice	\$161
Associate Justice	\$146
State Court Admin.	\$97-151
Court of Appeals	\$138, Chief \$144
District Court	\$129, Chief \$136 Magistrate \$116, Referee \$116

MIDWEST

Appellate and General **Missouri**
as of 7-1-08

Chief Justice	\$140
Associate Justice	\$137
State Court Admin.	\$118
Court of Appeals	\$128
Circuit Court	\$120, Associate \$109, Commissioner \$109
Family Court	\$109
Probate Court	\$120, Deputy \$109

Limited and Special

Municipal Court	Set locally
-----------------	-------------

MIDWEST

Appellate and General

Chief Justice	\$139
Associate Justice	\$139
State Court Admin.	\$116
Court of Appeals	\$132*
District Court	\$129*

Nebraska
as of 7-1-09

Limited and Special

Juvenile Court	\$129*
County Court	\$125*
Workers' Compensation Court	\$129*

*Salary set as % of Associate Justice.

MIDWEST

Appellate and General

Chief Justice	\$128
Associate Justice	\$124
State Court Admin.	\$106
District Court	\$114, Presiding Judge \$117

North Dakota
as of 7-1-09

Limited and Special

Municipal Court	Set locally
-----------------	-------------

MIDWEST

Appellate and General

Chief Justice	\$151
Associate Justice	\$142
State Court Admin.	\$125-145
Court of Appeals	\$132
Court of Common Pleas	\$121*

Ohio
as of 1-1-08

Limited and Special

Juvenile/Domestic Relations Court	\$121*
Probate Court	\$121*
County Court	\$66* (part-time)
Municipal Court	\$114* (full-time), \$66* (part-time)
Mayor's Court	Set locally

*Equalized salary.

MIDWEST

Appellate and General

Chief Justice	\$120
Associate Justice	\$118
State Court Admin.	\$100
Circuit Court	\$110, Presiding Judge \$112, Law-Trained Magistrate \$87

South Dakota
as of 8-24-08

Limited and Special

None

MIDWEST

Appellate and General

Chief Justice	\$152
Associate Justice	\$144
State Court Admin.	\$136*
Court of Appeals	\$136
Circuit Court	\$129

Wisconsin
as of 2-9-09

Limited and Special

Municipal Court	Set locally
-----------------	-------------

*Tied to salary of Court of Appeals.

SOUTH

Appellate and General

Chief Justice	\$161-201
Associate Justice	\$160-200
State Court Admin.	\$100-153
Court of Appeals, Civil & Criminal	\$159-199
State Circuit Court	Presiding Judge \$160-199 \$120-150

Alabama
as of 10-1-08

Limited and Special

Probate Court	Set locally
District Court	\$119-150
Municipal Court	Set locally

Note: Some judges/justices receive higher salaries from a discontinued system of longevity hours.

SOUTH

Appellate and General

Chief Justice	\$157
Associate Justice	\$145
State Court Admin.	\$108
Court of Appeals	\$141, Chief \$143
Circuit Court	\$136

Arkansas
as of 7-1-09

Limited and Special

District Court	\$7-140 Set locally
City Court	Set locally

SOUTH

Appellate and General

Chief Justice	\$195
Associate Justice	\$185
State Court Admin.	\$127
Superior Court	Associate \$169, Presiding \$184, Commissioner \$104

Delaware
as of 7-1-07

Limited and Special

Family Court	Associate \$169, Presiding \$184, Commissioner \$104
Justice of Peace Court	\$71-76, Chief Magistrate \$122
Ct. Com. Pleas.	Associate \$169, Presiding \$184, Commissioner \$104

Alderman's Court Set locally
Court of Chancery Chancellor \$186, Vice \$175
Note: Voluntary 2.5% pay cut, 100% participation.

SOUTH

District of Columbia

as of 1-4-09

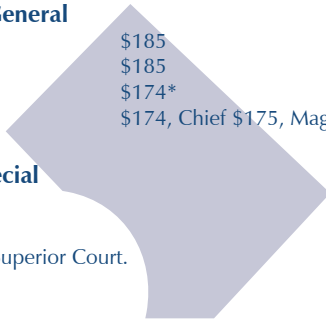
Appellate and General

Chief Judge	\$185
Associate Judge	\$185
Executive Officer	\$174*
Superior Court	\$174, Chief \$175, Magistrate Judge \$153

Limited and Special

None

*Tied to salary of Superior Court.



SOUTH

Florida

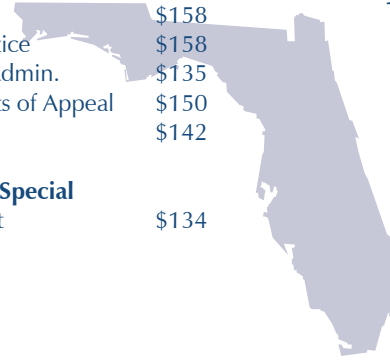
as of 7-7-09

Appellate and General

Chief Justice	\$158
Associate Justice	\$158
State Court Admin.	\$135
District Courts of Appeal	\$150
Circuit Court	\$142

Limited and Special

County Court	\$134
--------------	-------



SOUTH

Appellate and General


Chief Justice	\$167
Associate Justice	\$167
State Court Admin.	\$141
Court of Appeals	\$166
Superior Court	\$120

Limited and Special

Juvenile Court	\$85-164 (full-time), \$18-68 (part-time)
Probate Court	\$25-142
Magistrate Court	\$23-111 (full-time), Chief \$12-123
	\$6-53 (part-time), Chief \$16-50
State Court	\$40-168 (full-time), \$11-70 (part-time)
Municipal Court of Atlanta	\$124-129

Georgia

as of 1-1-08




SOUTH

Appellate and General

Chief Justice	\$141
Associate Justice	\$136
State Court Admin.	\$125
Court of Appeals	\$130, Chief \$133
Circuit Court	\$125, Chief \$126

Limited and Special

District Court	\$113, Chief \$114
----------------	--------------------



Kentucky

as of 7-1-09

SOUTH

Appellate and General*

Chief Justice	\$144
Associate Justice	\$137
State Court Admin.	\$130
Courts of Appeal	\$130, Chief \$137
District Court	\$124


*Includes annual supplements.

Limited and Special

Juvenile Court	\$124
Municipal/Traffic Court	\$39-51, New Orleans (based on local supplements)
City Court	\$39-51 (based on local supplements)
Parish Court	\$73

Louisiana

as of 7-1-08



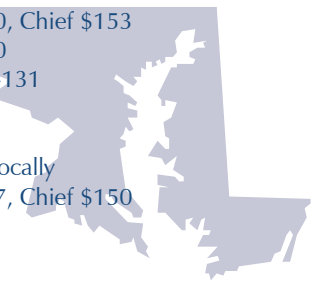
SOUTH

Appellate and General

Chief Justice	\$181
Associate Justice	\$162
State Court Admin.	\$142
Court of Special Appeals	\$150, Chief \$153
Circuit Court	\$140
Circuit Court Masters	\$85-131

Limited and Special

Orphan's Court	Set locally
District Court	\$127, Chief \$150



Maryland

as of 7-1-08

SOUTH

Appellate and General

Chief Justice	\$115
	Presiding \$113
Associate Justice	\$113
State Court Admin.	\$77
Court of Appeals	\$105, Chief \$108
Circuit/Chancery Court	\$104

Limited and Special

Justice Court	\$14-56* (part-time)
County Court	\$97-104*
Municipal Court	Set locally (part-time)

*Depends on population.

Mississippi

as of 7-1-07



SOUTH

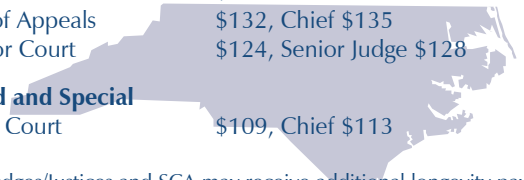
Appellate and General

Chief Justice	\$141
Associate Justice	\$137
State Court Admin.	\$127
Court of Appeals	\$132, Chief \$135
Superior Court	\$124, Senior Judge \$128

Limited and Special

District Court	\$109, Chief \$113
----------------	--------------------

Note: Judges/Justices and SCA may receive additional longevity pay at increasing percentages for 5, 10, 15, 20 years of qualifying service.



North Carolina

as of 7-1-08

SOUTH

Appellate and General

Chief Justice, Supreme Court	\$147	Oklahoma as of 7-1-08
Presiding Judge, Criminal Appeals	\$143	
Associate Justice	\$138	
State Court Admin.	\$130	
Court of Appeals	\$130, Presiding Judge \$133	
District Court	\$124, Associate \$115, Special Judge lawyer/nonlawyer \$105	

Limited and Special

Municipal Court	Set locally
Workers' Compensation Court	\$124

Note: District Judges serve on Courts of Tax and Bank Review.

SOUTH

Appellate and General

Chief Justice	\$144*	South Carolina as of 6-2-08
Associate Justice	\$137	
State Court Admin.	\$123	
Court of Appeals	\$134,* Chief \$136*	
Circuit Court	\$130*	

Limited and Special

Family Court	\$127*
Probate Court	Set locally by population formula
Municipal Court	Set locally by population formula
Magistrate Court	Set locally by population formula

*Set as % of Associate Justices.

SOUTH

Appellate and General

Chief Justice	\$164	Tennessee as of 7-1-08
Associate Justice	\$159	
State Court Admin.	\$147	
Court of Appeals/Court of Criminal Appeals	\$154, Presiding \$156	
Circuit/Chancery/Probate/Criminal	\$149	

Limited and Special

Juvenile Court	Set locally
General Sessions Court	Set locally
Municipal Court	Set locally

SOUTH

Appellate and General

Chief Justice/Presiding Judge	\$153	Texas as of 9-1-07
Associate Justice	\$150	
State Court Admin.	\$111	
Courts of Appeals	\$138-145,* Chief \$140-148*	
District Court	\$125-140*	

Limited and Special

Probate Court	Set locally
Justice of Peace Court	Set locally
County Court	Set locally
Municipal Court	Set locally

*Includes supplements.

SOUTH

Appellate and General

Chief Justice	\$178*	Virginia as of 11-24-08
Associate Justice	\$184*	
State Court Admin.	\$165	
Court of Appeals	\$168,** Chief \$162**	
Circuit Court	\$158	

Limited and Special

Juvenile/Domestic Relations Court	\$142
General District Court	\$142

*Plus \$13,500 in lieu of travel, lodging, and other expenses.
 **Plus \$6,500 in lieu of travel, lodging, and other expenses.
 Note: A portion of judicial officers did not accept pay increases; additionally, the Chiefs of the Supreme and Intermediate Appellate Courts did not accept pay increases.

SOUTH

Appellate and General

Chief Justice	\$121	West Virginia as of 1-1-09
Associate Justice	\$121	
State Court Admin.	\$116	
Circuit Court	\$116, Family Court Judge \$83	

Limited and Special

Magistrate Court	\$44-50 (depending on population)
------------------	-----------------------------------

WEST

Appellate and General

Chief Justice	\$180	Alaska as of 7-1-08
Associate Justice	\$180	
State Court Admin.	\$178	
Court of Appeals	\$170	
Superior Court	\$166-173 (varies by location and cost of living)	

Limited and Special

District Court	\$141-148
Magistrate Court	Varies by caseload and law training

WEST

Appellate and General

Chief Justice	\$160	Arizona as of 7-1-08
Associate Justice	\$155	
State Court Admin.	\$109-179	
Court of Appeals	\$150	
Superior Court	\$145	

Limited and Special

Justice of Peace Court	(Varies by caseload, and is a percentage of the Superior Court Judges's salary.)
------------------------	--

WEST

Appellate and General

Chief Justice	\$229*
Associate Justice	\$218
State Court Admin.	\$192-211
Courts of Appeal	\$205
Superior Court	\$179

California

as of 11-14-07

Limited and Special

None

*Includes an additional 4% over others on court.



WEST

Appellate and General

Chief Justice	\$143
Associate Justice	\$140
State Court Admin.	\$137*
Court of Appeals	\$134, Chief \$137
District Court	\$129


Colorado

as of 7-1-08

Limited and Special

Juvenile Court	\$129 (Denver only)
Probate Court	\$129 (Denver only)
County Court	\$141 (Denver only), All Others \$123
Municipal Court	Set locally

*Tied to salary of Court of Appeals.



WEST

Appellate and General

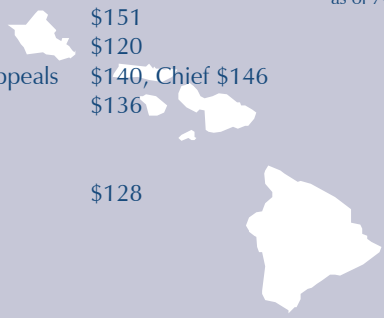
Chief Justice	\$157
Associate Justice	\$151
State Court Admin.	\$120
Intermediate Court of Appeals	\$140, Chief \$146
Circuit Court	\$136

Hawaii

as of 7-1-09

Limited and Special

District Court	\$128
----------------	-------



WEST

Appellate and General

Chief Justice	\$121
Associate Justice	\$120
State Court Admin.	\$119
Court of Appeals	\$119
District Court	\$112, Administrative \$114
Magistrates	\$107

Idaho

as of 7-1-08

Limited and Special

None



WEST

Appellate and General

Chief Justice	\$115
Associate Justice	\$114
State Court Admin.	\$100*
District Court	\$107
Water Court	\$107
Workers Comp. Court	\$107

Montana

as of 7-1-09

Limited and Special

Justice of Peace Court	Set locally
City Court	Set locally
Municipal Court	Set locally

*Longevity supplement may apply.



WEST

Appellate and General

Chief Justice	\$170
Associate Justice	\$170
State Court Admin.	\$124
District Court	\$160

Nevada


as of 1-5-09

Limited and Special

Justice Court	\$46-154*
Municipal Court	\$141-153*

8% after 4 years of service. Each year after an additional 2% up to a maximum of 22% after 11 years of service. For Appellate and General Jurisdiction Judges, 8% after 4 years of service, then 2% yearly up to 22% after 11 years of service; Other judges may get 2% yearly up to 20% after 10 years of service.

*Includes supplements.



WEST

Appellate and General

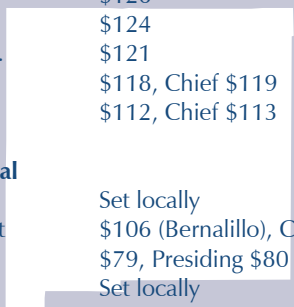
Chief Justice	\$126
Associate Justice	\$124
State Court Admin.	\$121
Court of Appeals	\$118, Chief \$119
District Court	\$112, Chief \$113

New Mexico

as of 7-1-08

Limited and Special

Probate Court	Set locally
Metropolitan Court	\$106 (Bernalillo), Chief \$108
Magistrate Court	\$79, Presiding \$80
Municipal Court	Set locally



WEST

Appellate and General

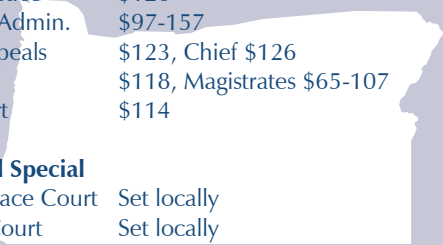
Chief Justice	\$129
Associate Justice	\$126
State Court Admin.	\$97-157
Court of Appeals	\$123, Chief \$126
Tax Court	\$118, Magistrates \$65-107
Circuit Court	\$114

Oregon

as of 1-1-09

Limited and Special

Justice of Peace Court	Set locally
Municipal Court	Set locally
City Court	Set locally



WEST

Appellate and General

Chief Justice	\$147
Associate Justice	\$145
State Court Admin.	\$132
Court of Appeals	\$139, Chief \$141
District Court	\$132, Presiding Judge \$134

Utah
as of 7-1-08

Limited and Special

Juvenile Court	\$132, Presiding Judge \$134
Justice of Peace Court	varies

WEST

Appellate and General

Chief Justice	\$164
Associate Justice	\$164
State Court Admin.	\$143
Court of Appeals	\$156
Superior Court	\$149, Pro tem judge (if retired judge) \$51/hr, Pro tem judge (if attorney) \$85/hr*

Washington
as of 9-1-08

Limited and Special

District Court	\$142
Municipal Court	Set locally

*50% of this salary is paid by the respective counties.

WEST

Appellate and General

Chief Justice	\$127
Associate Justice	\$127
State Court Admin.	\$114
District Court	\$120

Wyoming
as of 7-1-08

Limited and Special

Magistrates	Varies
Circuit Court	\$99
Municipal Court	Set locally

OTHER

Appellate and General

Chief Justice	\$217
Associate Justice	\$208
Administrative Director	\$169*
Court of Appeals	\$180
District Court	\$169

Federal System
as of 1-1-08

Limited and Special

Claims Court	\$169
Courts of International Trade	\$169
U.S. Magistrate Court	\$156** (full-time)
U.S. Bankruptcy Court	\$156**

*Tied to salary of District Court.

**92% of U.S. District Ct. Judge's salary.

OTHER

Appellate and General

Chief Justice	\$125
Associate Justice	\$119, Acting \$97
Administrator/Comptroller	\$46 plus \$1,170/yr increment
District Court	\$97*

American Samoa
as of 5-26-06

Limited and Special

Village Court	\$44, Chief \$48
---------------	------------------

*District Court Judge is also the Acting Associate Justice, and receives an additional \$20,000 for Acting Associate Justice duties.

OTHER

Appellate and General*

Chief Justice	\$128-166
Associate Justice	\$126-165
Admin. Director	\$120-154
Superior Court	\$104-148, Presiding Judge \$125-129
Administrative Hearing Officer	\$98-134

Guam
as of 10-1-08

*Ranges indicate supplements.

Limited and Special

None

OTHER

Appellate and General

Chief Justice	\$130
Associate Justice	\$126
State Court Admin.	\$70
Superior Court	\$120, Presiding judge \$123

Northern Mariana Islands
as of 2-26-93

Limited and Special

None

OTHER

Appellate and General

Chief Justice	\$125
Associate Justice	\$120
State Court Admin.	\$111
Circuit Court of Appeals	\$105
Superior Court	\$90
Municipal Court	\$70

Puerto Rico
as of 8-22-03

Limited and Special

None

OTHER

Appellate and General

Chief Justice	\$186	Administrator-Superior	\$115
Associate	\$181	Superior Court	\$152, Presiding Judge \$162
Administrator-Supreme	\$115	Limited and Special	
		None	

Virgin Islands
as of 10-1-08

NATIONAL CENTER FOR STATE COURTS

The National Center for State Courts is a nonprofit organization dedicated to the modernization of court operations and the improvement of justice at the state and local levels throughout the country. It functions as an extension of the state court systems, working for them at their direction and providing for them an effective voice in matters of national importance.

In carrying out its purpose, the National Center acts as a focal point for state judicial reform, serves as a catalyst for setting and implementing standards for fair and expeditious judicial administration, and finds and disseminates answers to the problems of state judicial systems. In sum, the National Center provides the means for reinvesting in all states the profits gained from judicial advances in any state.

Funding for this *Survey* is made possible by assessments from all 50 states, the District of Columbia, and the territories and by individual contributions. Points of view are those of the authors and do not necessarily represent the official position or policies of the National Center for State Courts. If you have questions or comments regarding this *Survey*, contact the National Center for State Courts, Knowledge and Information Services, 300 Newport Avenue, Williamsburg, VA 23185, (800) 616-6164, fax (757) 564-2075.

This *Survey* was prepared by the Knowledge and Information Services (KIS) Office of the National Center for State Courts, with assistance from VisualResearch, Inc.

NCSC BOARD OF DIRECTORS

CHAIR

Christine M. Durham, Chief Justice
Supreme Court of Utah

VICE-CHAIR

Steven C Hollon, Administrative Director
Supreme Court of Ohio

CHAIR-ELECT

Wallace B. Jefferson, Chief Justice
Supreme Court of Texas

VICE CHAIR-ELECT

Lilia G. Judson, Executive Director
Division of State Court Administration
Indiana Supreme Court

PRESIDENT

Mary Campbell McQueen
National Center for State Courts
Williamsburg, Virginia

Daniel J. Becker, State Court Administrator
Supreme Court of Utah

Roxanne B. Conlin, Esq.
Roxanne Conlin & Associates, P.C.
Des Moines, Iowa

George S. Frazza, Esq.
Patterson Belknap Webb & Tyler LLP
New York, New York

Rosalyn W. Frierson, State Court Administrator
South Carolina Court Administration

Richard C. Godfrey, Esq.
Kirkland & Ellis LLP, Chicago, Illinois

Eileen A. Kato, Judge
King County District Court, Washington

Rufus G. King, III, Senior Judge
Superior Court of District of Columbia

Dale R. Koch, Senior Judge
Circuit Court, Oregon

Brenda S. Loftin, Associate Circuit Judge
St. Louis County Circuit Court, Missouri

Margaret H. Marshall, Chief Justice
Supreme Judicial Court of Massachusetts

Charles W. Matthews, Jr.
Vice President & General Counsel
ExxonMobil Corporation, Irving, Texas

Mary McCormick, President
Fund for the City of New York

Manuel A. Medrano, Reporter
KTLA News, Los Angeles, California

Donna D. Melby, Esq.
Paul Hastings Janofsky & Walker, LLP
Los Angeles, California

Edward W. Mullins, Jr., Esq.
Nelson Mullins Riley & Scarborough, LLP
Columbia, South Carolina

Barbara R. Mundell, Presiding Judge Superior
Court, Maricopa County, Arizona

Theodore B. Olson, Esq.
Gibson, Dunn & Crutcher LLP, Washington, DC

Robert S. Peck, President
Center for Constitutional Litigation, P.C.
Washington, DC

Ronald B. Robie, Associate Justice
Court of Appeal, Third Appellate District
Sacramento, California

Suzanne H. Stinson, Court Administrator
26th Judicial District Court, Benton, Louisiana

Larry D. Thompson
Sr. Vice President & General Counsel PepsiCo,
Purchase, New York

Eric T. Washington, Chief Judge
District of Columbia Court of Appeals

NCSC OFFICERS AND MANAGEMENT STAFF

Headquarters

300 Newport Avenue
Williamsburg, VA 23185
www.ncsconline.org

Mary Campbell McQueen
President

Robert N. Baldwin
Executive Vice President and General Counsel

Thomas M. Clarke, Vice President
Research and Technology Services

John R. Meeks, Vice President
Institute for Court Management

Jesse Rutledge, Vice President
External Affairs

Gwen W. Williams, Chief Financial
Officer and Vice President of Finance and
Administration

Denver Office
707 Seventeenth Street, Suite 2900
Denver, CO 80202-3429

Daniel J. Hall, Vice President
Court Consulting Services

Center House

111 Second Street NE
Washington DC 22201-7303

Arlington Office

2425 Wilson Boulevard, Suite 350
Arlington, VA 22201

William Kaschak, Vice President
International Program Division

