



CONSORTIUM  
FOR  
LANGUAGE ACCESS IN THE COURTS

2010  
Professional Issues  
Survey Responses

# Table of Contents

| Page No. | Questions |
|----------|-----------|
|----------|-----------|

## General Program Operations

|    |  |
|----|--|
| 1  | What is your state - each page lists all state's responses   |
| 2  | Does your state have an interpreter advisory board or committee?   |
| 3  | Does your state manage sign language interpreting services?  |
| 4  | Does your state maintain a roster of interpreters?   |
| 5  | If yes to Q4, does your state list non-certified interpreters (e.g. 'registered', 'provisionally certified', 'qualified', 'approved', etc.) on the roster? |
| 6  | If yes to Q4, does your state include ASL interpreters on the roster?  |
| 7  | Do the fees of interpreter candidates cover the full cost of trainings (e.g. staff time, trainers, materials, facilities)?                                 |
| 8  | If no to Q7, what percentage do the candidate fees cover?  |
| 9  | Do the fees of interpreter test candidates cover the full cost of oral testing (e.g. test administration and rating)?                                      |
| 10 | If no to Q9, what percentage do the candidate fees cover?  |
| 11 | Are interpreters in your state unionized?  |
| 12 | Have the courts or AOC in your state had any experience with a USDOJ Title VI Audit?   |

## Program Policies & Procedures

|    |   |
|----|---|
| 13 | Does your state require a candidate to start and complete the entire certification process within a set time period?  |
| 14 | If yes to Q13, what is the time period?   |
| 15 | Does your state require a candidate to start and complete the entire certification process within your state?   |
| 16 | Does your state only administer the oral examination in full?   |
| 17 | Does your state use the Simultaneous section of the oral examination as a screening instrument for a candidate to take the remainder of the oral examination? |
| 18 | If yes to Q17, what is the timeline for a candidate to take the remainder of the oral examination if he/she passes the Simultaneous section?                  |
| 19 | If a candidate passes only one or two test sections of the oral exam, does that candidate have to retake those test sections in future attempts?              |

|    |  |
|----|--|
| 20 | If no to Q19, what is the time limit for carrying over a passing score on individual test sections of the oral examination?  |
| 21 | Does your state consider a "passing score" on the Sight Translation section of the oral examination to be an average of 70% with a minimum of 5% on each individual part of the Sight Translation? |
| 22 | Does your state require a candidate to wait a period of time before retaking the written examination?  |
| 23 | If yes to Q22, what is the time period?  |
| 24 | Does your state require a candidate to complete additional training before retaking the written examination?   |
| 25 | Does your state require a candidate to wait a period of time before retaking the oral examination?   |
| 26 | If yes to Q25, what is the time period?  |
| 27 | Does your state require a candidate to complete additional training before retaking the oral examination?  |
| 28 | Does your state allow a candidate to take the same version of the oral examination more than one time?   |
| 29 | Does your state increase oral testing fees when a candidate retests?   |
| 30 | Does your test use Oral Proficiency Test (OPT's) as a screening tool for qualifying interpreters?  |
| 31 | Does your state have continuing education requirements for certified interpreters?   |
| 32 | If yes to Q31, how many credits on average per year are certified interpreters required to complete?   |
| 33 | If yes to Q31, do certified interpreters in your state pay the full cost of continuing education?  |
| 34 | If no to Q33, what percentage do certified interpreters pay for continuing education?  |
| 35 | Does your state have continuing education requirements for non-certified interpreters (e.g. "registered", "provisionally certified", "qualified", "approved", etc.)?                               |
| 36 | If yes to Q35, how many credits on average per year are non-certified interpreters (e.g. "registered", "provisionally certified", "qualified", "approved", etc.) required to complete?             |
| 37 | If yes to Q35, do non-certified interpreters (e.g. "registered", "provisionally certified", "qualified", "approved", etc.) in your state pay the full cost of continuing education?                |
| 38 | If no to Q37, what percentage do non-certified interpreters (e.g. "registered", "provisionally certified", "qualified", "approved", etc.) pay for continuing education?                            |
| 39 | Does your state have a process for removing credentials of an interpreter for misconduct?  |
| 40 | Does your state have a process for removing credentials of an interpreter for non-compliance with program requirements?  |
| 41 | Does your state have a process for reinstating credentials for an interpreter which were previously removed?   |

### **Direct Services**

|    |   |
|----|---|
| 42 | Does your state have a statute or rule that requires the provision of spoken language interpreter services in all case types for parties and/or witnesses free of charge? |
| 43 | Does your state have a statute or rule that requires the provision of spoken language interpreter services for victims and/or families of victims?                        |
| 44 | Does your state have a statute or rule that requires the provision of spoken language interpreter services for grand jury proceedings?                                    |
| 45 | Does your state use remote interpreting services (e.g. telephone, video conference, video remote interpreting)?   |
| 46 | If yes to Q45, has your state developed protocols for courts when using remote interpreting services?   |

### **Education & Resources**

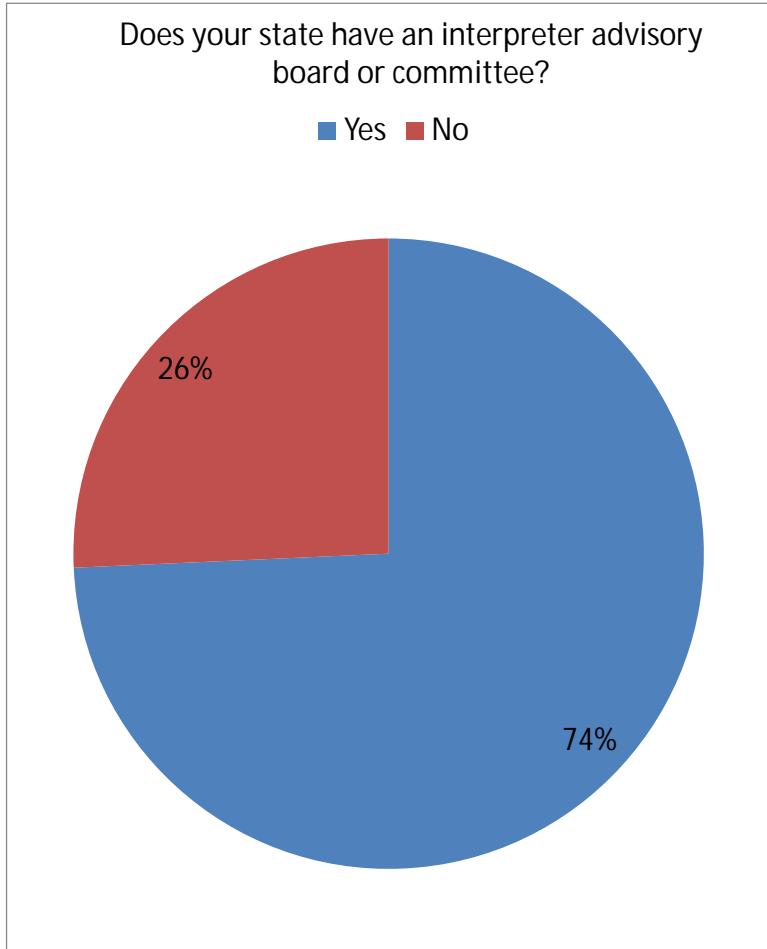
|    |  |
|----|--|
| 47 | What are your state's five most commonly requested languages? If not enough data to determine, please enter "not enough data" in line 0. |
| 48 | Does your state offer language specific skill building for interpreter test candidates?  |
| 49 | If yes to Q48, which languages?  |
| 50 | Has your state translated court forms?   |
| 51 | If yes to Q50, which category of forms?  |
| 52 | If yes to Q50, which languages?  |
| 53 | Do your courts have a performance evaluation procedure in place for staff interpreters?  |
| 54 | Does your state have a performance evaluation in place for freelance interpreters?   |
| 55 | Does your state collaborate with educational institutions (4 year colleges, 2 year colleges, law schools, etc.)?                         |
| 56 | In the past year, has your state received grant funding for enhancements to program management?  |

### **Other**

|    |  |
|----|--|
| 57 | Is there a topic or issue you would like to see addressed in a subsequent survey or explored in more depth by the Professional Issues Committee? |
|----|--|

Does your state have an interpreter advisory board or committee?

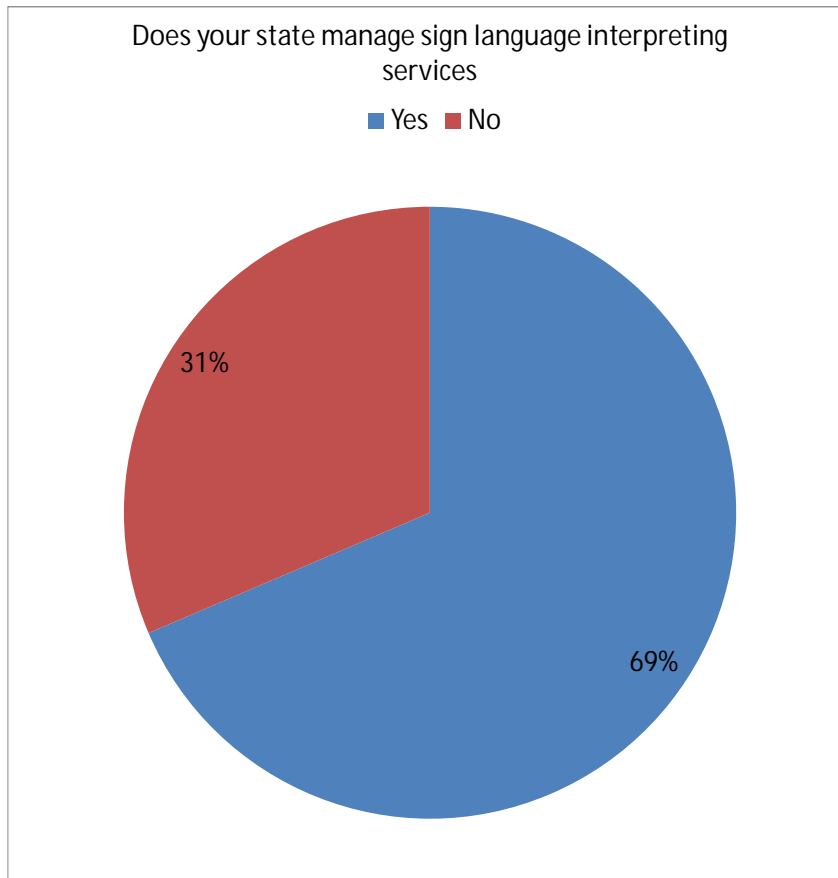
| State          | YES | NO |
|----------------|-----|----|
| Alabama        | Yes |    |
| Alaska         | Yes |    |
| Arkansas       | Yes |    |
| California     | Yes |    |
| Colorado       | Yes |    |
| Connecticut    |     | No |
| Delaware       | Yes |    |
| Florida        | Yes |    |
| Georgia        | Yes |    |
| Hawaii         | Yes |    |
| Idaho          | Yes |    |
| Indiana        | Yes |    |
| Iowa           | Yes |    |
| Maryland       | Yes |    |
| Massachusetts  | Yes |    |
| Michigan       |     | No |
| Minnesota      | Yes |    |
| Missouri       |     | No |
| Nebraska       | Yes |    |
| Nevada         | Yes |    |
| New Jersey     |     | No |
| New Mexico     | Yes |    |
| New York       | Yes |    |
| North Carolina |     | No |
| Ohio           | Yes |    |
| Oregon         |     | No |
| Pennsylvania   |     | No |
| South Carolina |     | No |
| Tennessee      |     | No |
| Texas          | Yes |    |
| Utah           | Yes |    |
| Vermont        | Yes |    |
| Washington     | Yes |    |
| Wisconsin      | Yes |    |



|     |    |
|-----|----|
| Yes | 26 |
| No  | 9  |
|     | 35 |

Does your state manage sign language interpreting services?

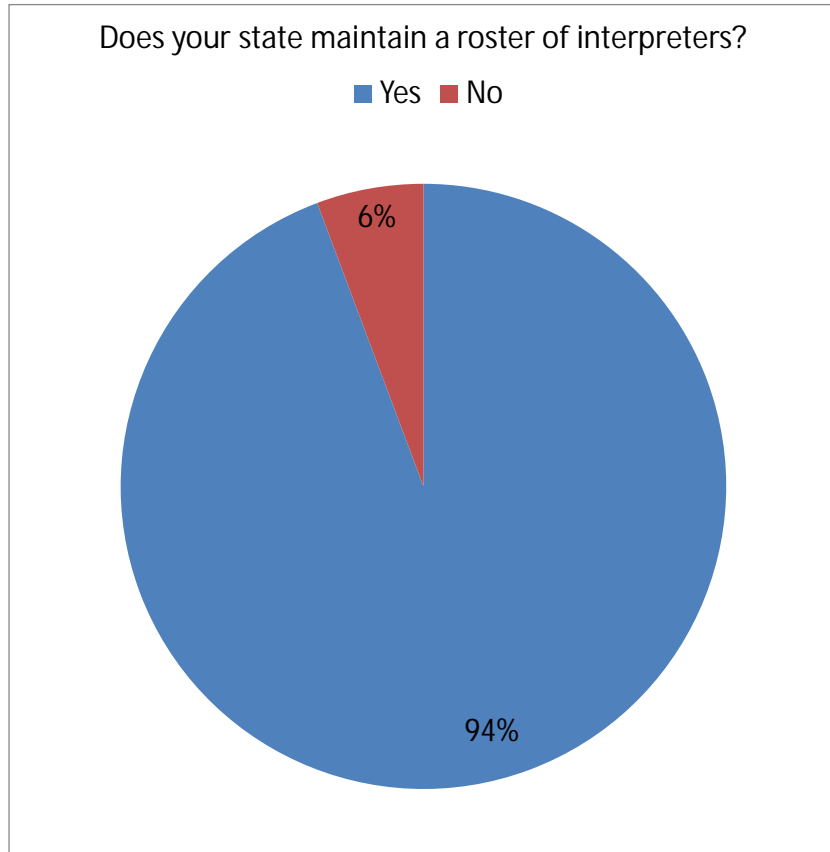
| State          | YES | NO |
|----------------|-----|----|
| Alabama        | Yes | No |
| Alaska         |     | No |
| Arkansas       | Yes |    |
| California     | Yes |    |
| Colorado       |     | No |
| Connecticut    | Yes |    |
| Delaware       | Yes |    |
| Florida        |     | No |
| Georgia        | Yes |    |
| Hawaii         | Yes |    |
| Idaho          | Yes |    |
| Indiana        |     | No |
| Iowa           | Yes |    |
| Maryland       | Yes |    |
| Massachusetts  |     | No |
| Michigan       | Yes |    |
| Minnesota      | Yes |    |
| Missouri       |     | No |
| Nebraska       | Yes |    |
| Nevada         |     | No |
| New Jersey     | Yes |    |
| New Mexico     | Yes |    |
| New York       | Yes |    |
| North Carolina | Yes |    |
| Ohio           | Yes |    |
| Oregon         | Yes |    |
| Pennsylvania   | Yes |    |
| South Carolina | Yes |    |
| Tennessee      |     | No |
| Texas          | Yes |    |
| Utah           | Yes |    |
| Vermont        |     | No |
| Washington     |     | No |
| Wisconsin      | Yes |    |



|     |    |
|-----|----|
| Yes | 24 |
| No  | 11 |
|     | 35 |

Does your state maintain a roster of interpreters?

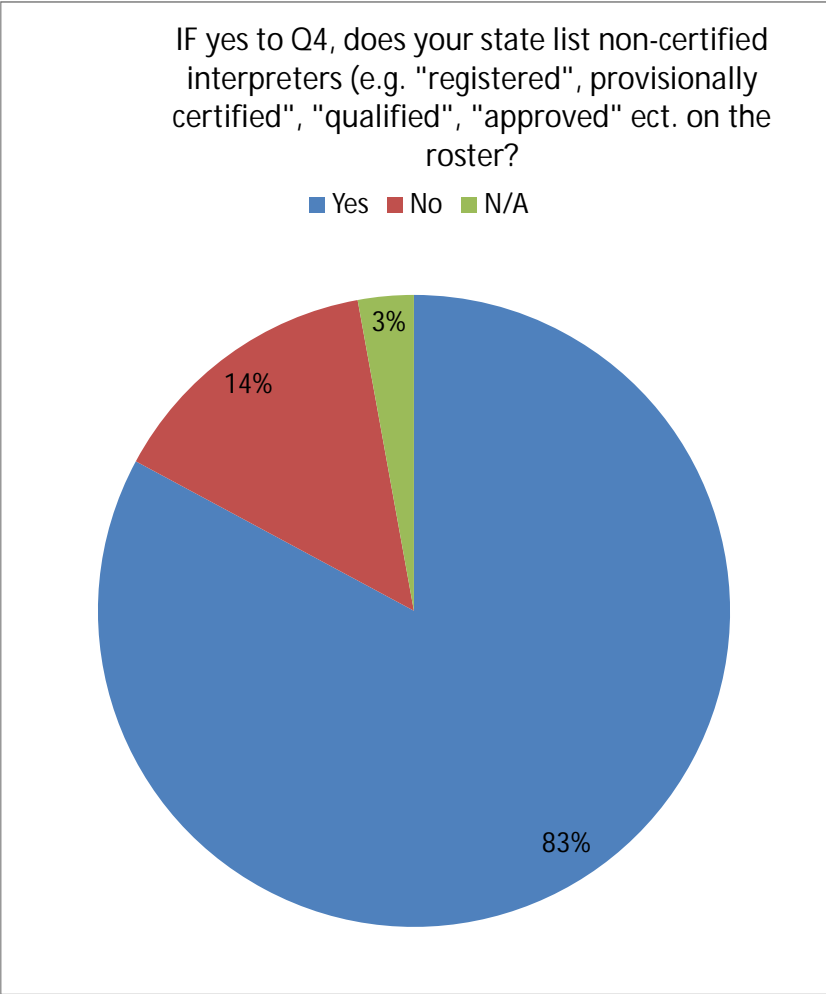
| State          | YES | NO |
|----------------|-----|----|
|                | Yes |    |
| Missouri       | Yes |    |
| Alabama        | Yes |    |
| Alaska         | Yes |    |
| Arkansas       | Yes |    |
| California     | Yes |    |
| Colorado       | Yes |    |
| Connecticut    | Yes |    |
| Delaware       | Yes |    |
| Florida        | Yes |    |
| Georgia        | Yes |    |
| Hawaii         | Yes |    |
| Idaho          | Yes |    |
| Indiana        | Yes |    |
| Iowa           | Yes |    |
| Maryland       | Yes |    |
| Massachusetts  | Yes |    |
| Michigan       | Yes |    |
| Minnesota      | Yes |    |
| Nebraska       | Yes |    |
| Nevada         | Yes |    |
| New Jersey     | Yes |    |
| New Mexico     | Yes |    |
| New York       | Yes |    |
| North Carolina | Yes |    |
| Ohio           |     | No |
| Oregon         | Yes |    |
| Pennsylvania   | Yes |    |
| South Carolina | Yes |    |
| Tennessee      | Yes |    |
| Texas          | Yes |    |
| Utah           | Yes |    |
| Vermont        |     | No |
| Washington     | Yes |    |
| Wisconsin      | Yes |    |



|     |    |
|-----|----|
| Yes | 33 |
| No  | 2  |
|     | 35 |

If yes to Q4, does your state list non-certified interpreters (e.g. 'registered', 'provisionally certified', 'qualified', 'approved', etc.) on the roster?

| State          | YES | NO | N/A |
|----------------|-----|----|-----|
| Alabama        | Yes |    |     |
| Alaska         | Yes |    |     |
| Arkansas       | Yes |    |     |
| California     | Yes |    |     |
| Colorado       |     | No |     |
| Connecticut    | Yes |    |     |
| Delaware       | Yes |    |     |
| Florida        | Yes |    |     |
| Georgia        | Yes |    |     |
| Hawaii         | Yes |    |     |
| Idaho          | Yes |    |     |
| Indiana        |     | No |     |
| Iowa           | Yes |    |     |
| Maryland       | Yes |    |     |
| Massachusetts  | Yes |    |     |
| Michigan       | Yes |    |     |
| Minnesota      | Yes |    |     |
| Missouri       |     | No |     |
| Nebraska       | Yes |    |     |
| Nevada         | Yes |    |     |
| New Jersey     | Yes |    |     |
| New Mexico     | Yes |    |     |
| New York       | Yes |    |     |
| North Carolina | Yes |    |     |
| Ohio           |     |    | N/A |
| Oregon         | Yes |    |     |
| Pennsylvania   | Yes |    |     |
| South Carolina | Yes |    |     |
| Tennessee      | Yes |    |     |
| Texas          |     | No |     |
| Utah           | Yes |    |     |
| Vermont        |     | No |     |
| Washington     | Yes |    |     |
| Wisconsin      | Yes |    |     |

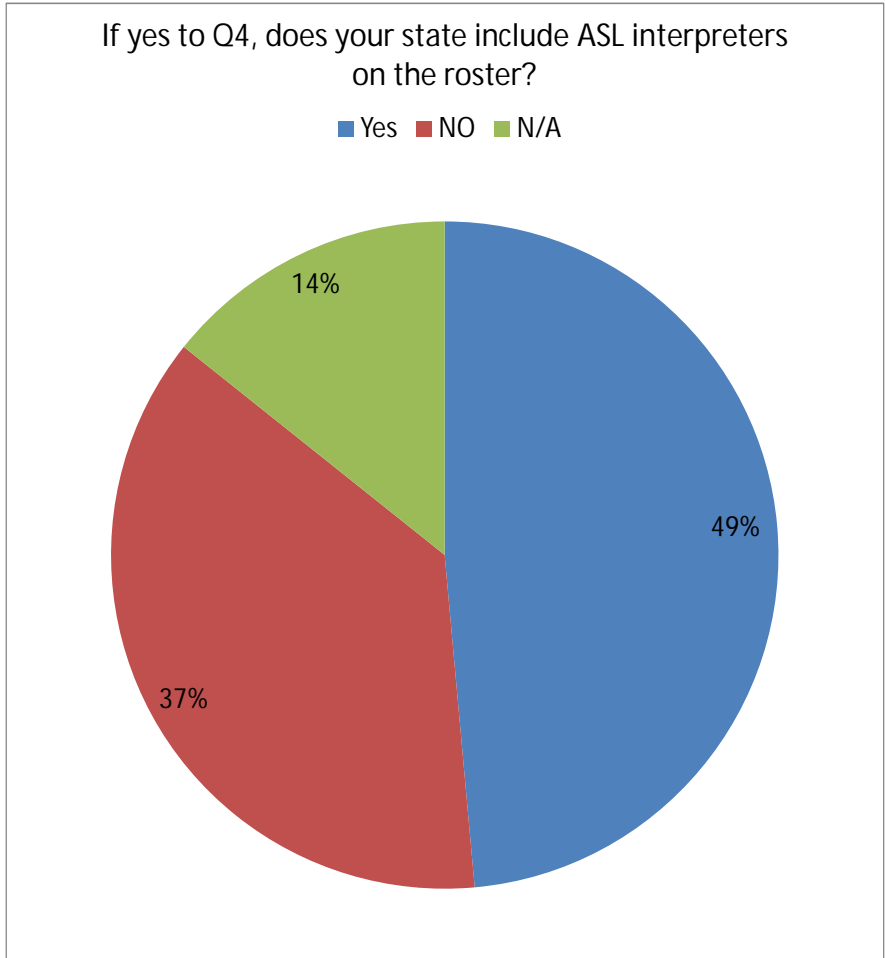


|     |    |
|-----|----|
| Yes | 29 |
| No  | 5  |
| N/A | 1  |
|     | 35 |



If yes to Q4, does your state include ASL interpreters on the roster?

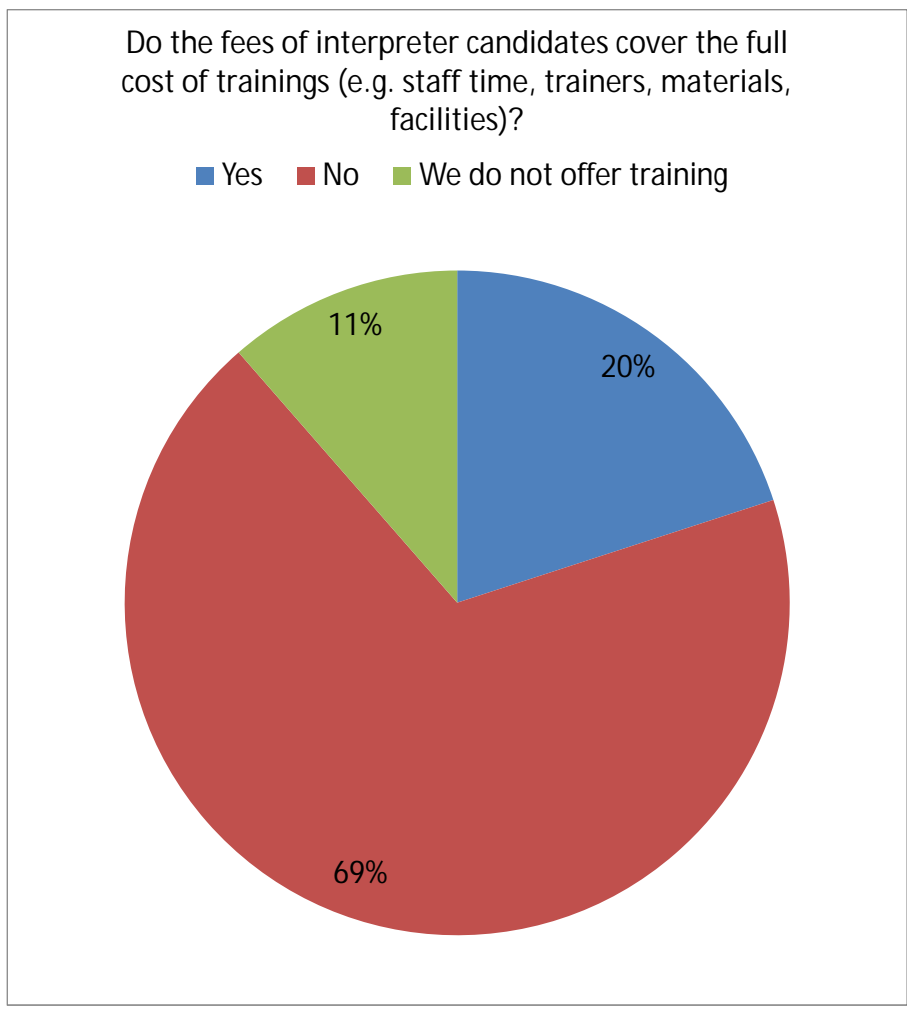
| State          | YES | NO | N/A |
|----------------|-----|----|-----|
| Alabama        | Yes |    | N/A |
| Alaska         |     |    | N/A |
| Arkansas       | Yes |    |     |
| California     | Yes |    |     |
| Colorado       |     | No |     |
| Connecticut    |     | No |     |
| Delaware       | Yes |    |     |
| Florida        |     | No |     |
| Georgia        | Yes |    |     |
| Hawaii         | Yes |    |     |
| Idaho          |     | No |     |
| Indiana        |     | No |     |
| Iowa           | Yes |    |     |
| Maryland       | Yes |    |     |
| Massachusetts  |     | No |     |
| Michigan       |     |    | N/A |
| Minnesota      | Yes |    |     |
| Missouri       |     | No |     |
| Nebraska       | Yes |    |     |
| Nevada         |     | No |     |
| New Jersey     | Yes |    |     |
| New Mexico     | Yes |    |     |
| New York       | Yes |    |     |
| North Carolina |     |    | N/A |
| Ohio           |     |    | N/A |
| Oregon         | Yes |    |     |
| Pennsylvania   | Yes |    |     |
| South Carolina | Yes |    |     |
| Tennessee      |     | No |     |
| Texas          |     | No |     |
| Utah           |     | No |     |
| Vermont        |     | No |     |
| Washington     |     | No |     |
| Wisconsin      | Yes |    |     |



|     |    |
|-----|----|
| Yes | 17 |
| NO  | 13 |
| N/A | 5  |
|     | 35 |

Do the fees of interpreter candidates cover the full cost of trainings (e.g. staff time, trainers, materials, facilities)?

| What is your state? | YES | NO | We do not offer training  |
|---------------------|-----|----|---------------------------|
| Alabama             | Yes | No |                           |
| Alaska              |     | No |                           |
| Arkansas            |     | No |                           |
| California          |     |    | We do not offer training. |
| Colorado            | Yes |    |                           |
| Connecticut         |     | No |                           |
| Delaware            | Yes |    |                           |
| Florida             |     | No |                           |
| Georgia             | Yes |    |                           |
| Hawaii              |     | No |                           |
| Idaho               |     | No |                           |
| Indiana             |     | No |                           |
| Iowa                |     | No |                           |
| Maryland            |     | No |                           |
| Massachusetts       |     | No |                           |
| Michigan            |     |    | We do not offer training. |
| Minnesota           | Yes |    |                           |
| Missouri            | Yes |    |                           |
| Nebraska            |     | No |                           |
| Nevada              |     | No |                           |
| New Jersey          |     |    | We do not offer training. |
| New Mexico          |     | No |                           |
| New York            |     | No |                           |
| North Carolina      | Yes |    |                           |
| Ohio                |     | No |                           |
| Oregon              |     | No |                           |
| Pennsylvania        |     | No |                           |
| South Carolina      |     |    | We do not offer training. |
| Tennessee           |     | No |                           |
| Texas               |     | No |                           |
| Utah                |     | No |                           |
| Vermont             |     | No |                           |
| Washington          |     | No |                           |
| Wisconsin           |     | No |                           |

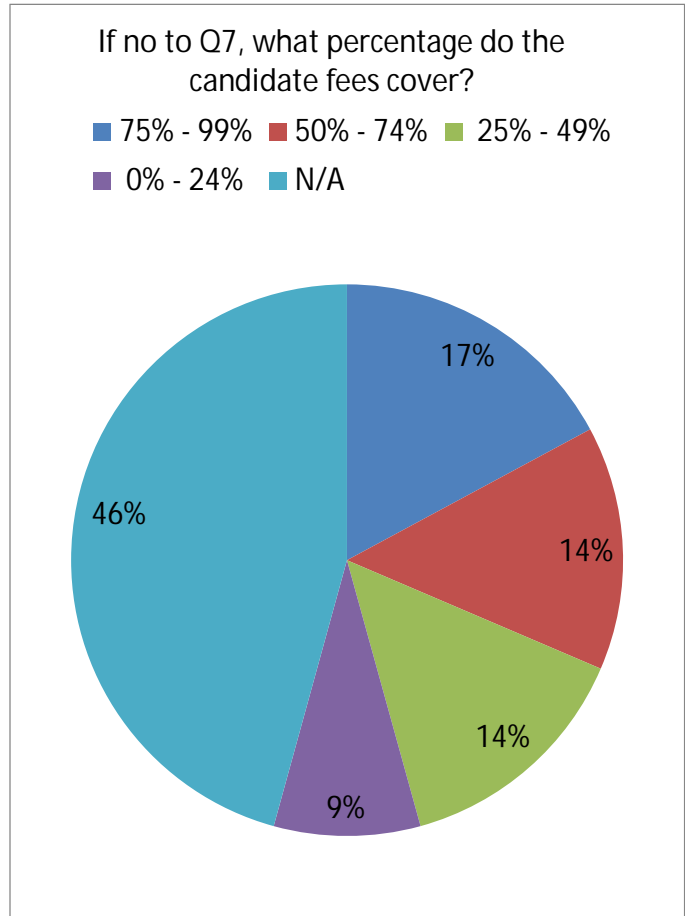


|                          |    |
|--------------------------|----|
| Yes                      | 7  |
| No                       | 24 |
| We do not offer training | 4  |
|                          | 35 |

If no to Q7, what percentage do the candidate fees cover?

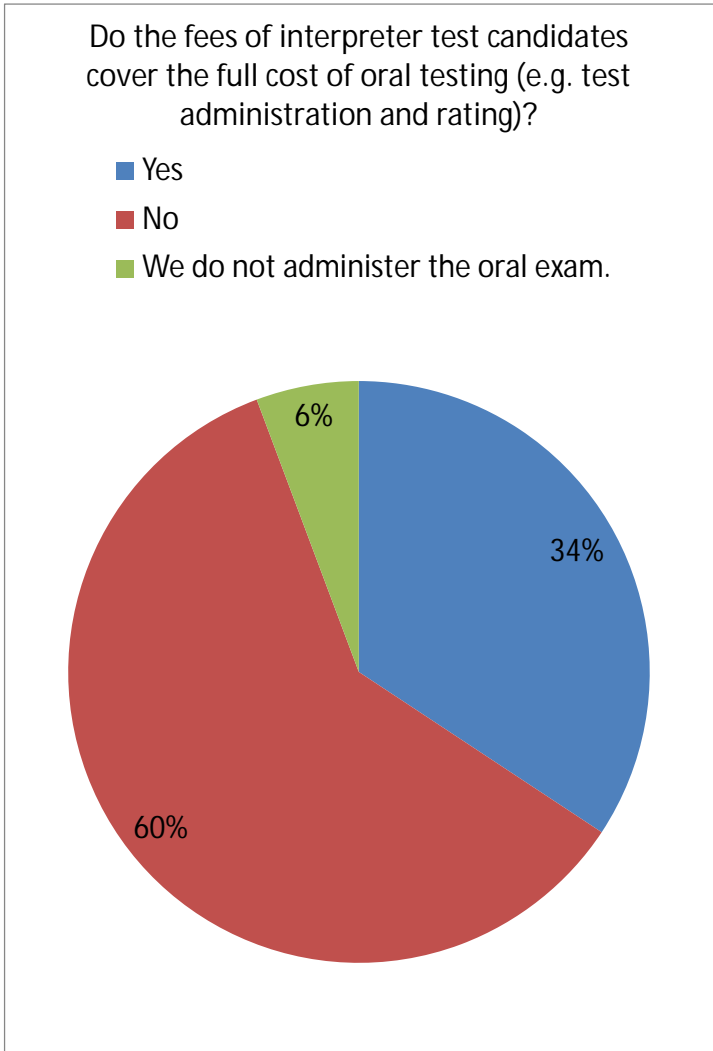
| State          | 75% - 99% | 50% - 74% | 25% - 49% | 0% - 24% | N/A |
|----------------|-----------|-----------|-----------|----------|-----|
| Alabama        | 75% - 99% |           |           |          | N/A |
| Alaska         |           |           |           |          | N/A |
| Arkansas       |           |           |           | 0% - 24% |     |
| California     |           |           |           |          | N/A |
| Colorado       |           |           |           |          | N/A |
| Connecticut    |           |           |           |          | N/A |
| Delaware       |           |           |           |          | N/A |
| Florida        | 75% - 99% |           |           |          |     |
| Georgia        |           |           |           |          | N/A |
| Hawaii         | 75% - 99% |           |           |          |     |
| Idaho          | 75% - 99% |           |           |          |     |
| Indiana        |           |           | 25% - 49% |          |     |
| Iowa           |           | 50% - 74% |           |          |     |
| Maryland       |           |           | 25% - 49% |          |     |
| Massachusetts  |           |           |           |          | N/A |
| Michigan       |           |           |           |          | N/A |
| Minnesota      |           |           |           |          | N/A |
| Missouri       |           |           |           |          | N/A |
| Nebraska       | 75% - 99% |           |           |          |     |
| Nevada         |           | 50% - 74% |           |          |     |
| New Jersey     |           |           |           |          | N/A |
| New Mexico     |           | 50% - 74% |           |          |     |
| New York       |           |           |           |          | N/A |
| North Carolina |           |           |           |          | N/A |
| Ohio           |           |           | 25% - 49% |          |     |
| Oregon         |           | 50% - 74% |           |          |     |
| Pennsylvania   |           | 50% - 74% |           |          |     |
| South Carolina |           |           |           |          | N/A |
| Tennessee      |           |           |           | 0% - 24% |     |
| Texas          |           |           |           | 0% - 24% |     |
| Utah           |           |           | 25% - 49% |          |     |
| Vermont        |           |           |           |          | N/A |
| Washington     |           |           | 25% - 49% |          |     |
| Wisconsin      | 75% - 99% |           |           |          |     |

|           |    |
|-----------|----|
| 75% - 99% | 6  |
| 50% - 74% | 5  |
| 25% - 49% | 5  |
| 0% - 24%  | 3  |
| N/A       | 16 |
|           | 35 |



Do the fees of interpreter test candidates cover the full cost of oral testing (e.g. test administration and rating)?

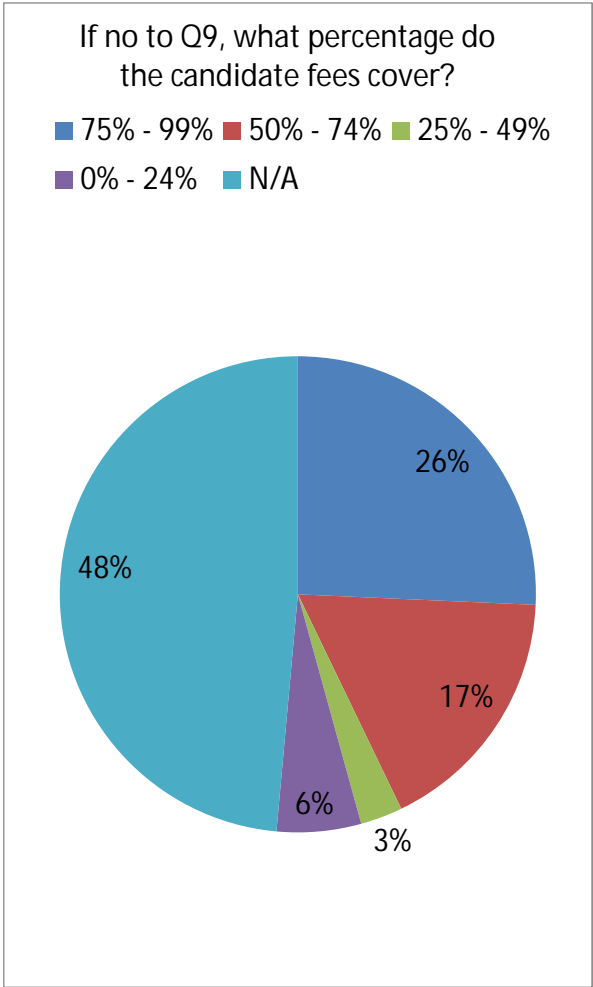
| State                               | YES | NO | We do not administer the oral exam. |
|-------------------------------------|-----|----|-------------------------------------|
| Alabama                             |     | No |                                     |
| Alaska                              | Yes |    |                                     |
| Arkansas                            |     | No |                                     |
| California                          | Yes |    |                                     |
| Colorado                            |     | No |                                     |
| Connecticut                         |     | No |                                     |
| Delaware                            |     | No |                                     |
| Florida                             |     | No |                                     |
| Georgia                             | Yes |    |                                     |
| Hawaii                              |     | No |                                     |
| Idaho                               |     | No |                                     |
| Indiana                             |     | No |                                     |
| Iowa                                |     | No |                                     |
| Maryland                            |     | No |                                     |
| Massachusetts                       |     |    | We do not administer the oral exam. |
| Michigan                            |     | No |                                     |
| Minnesota                           | Yes |    |                                     |
| Missouri                            | Yes |    |                                     |
| Nebraska                            |     | No |                                     |
| Nevada                              |     | No |                                     |
| New Jersey                          |     | No |                                     |
| New Mexico                          | Yes |    |                                     |
| New York                            |     | No |                                     |
| North Carolina                      | Yes |    |                                     |
| Ohio                                |     | No |                                     |
| Oregon                              | Yes |    |                                     |
| Pennsylvania                        |     | No |                                     |
| South Carolina                      | Yes |    |                                     |
| Tennessee                           | Yes |    |                                     |
| Texas                               | Yes |    |                                     |
| Utah                                |     | No |                                     |
| Vermont                             |     | No |                                     |
| Washington                          |     | No |                                     |
| Wisconsin                           | Yes |    |                                     |
| Yes                                 | 12  |    |                                     |
| No                                  |     | 21 |                                     |
| We do not administer the oral exam. |     |    | 2                                   |
|                                     |     |    | 35                                  |



If no to Q9, what percentage do the candidate fees cover?

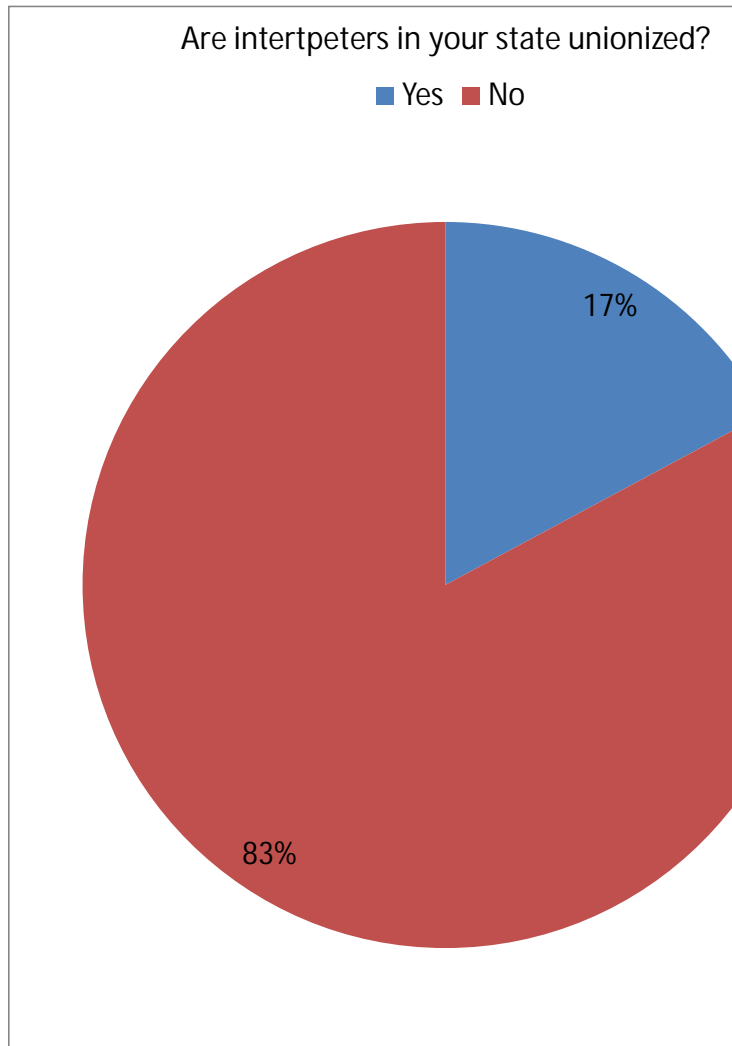
| State          | 75% - 99% | 50% - 74% | 25% - 49% | 0% - 24% | N/A |
|----------------|-----------|-----------|-----------|----------|-----|
| Alabama        | 75% - 99% |           |           | 0% - 24% |     |
| Alaska         | 75% - 99% |           |           |          |     |
| Arkansas       |           | 50% - 74% |           |          |     |
| California     |           |           |           |          | N/A |
| Colorado       | 75% - 99% |           |           |          |     |
| Connecticut    |           |           |           |          | N/A |
| Delaware       |           | 50% - 74% |           |          |     |
| Florida        |           | 50% - 74% |           |          |     |
| Georgia        |           |           |           |          | N/A |
| Hawaii         | 75% - 99% |           |           |          |     |
| Idaho          | 75% - 99% |           |           |          |     |
| Indiana        |           |           |           | 0% - 24% |     |
| Iowa           | 75% - 99% |           |           |          |     |
| Maryland       |           |           | 25% - 49% |          |     |
| Massachusetts  |           |           |           |          | N/A |
| Michigan       |           |           |           |          | N/A |
| Minnesota      |           |           |           |          | N/A |
| Missouri       |           |           |           |          | N/A |
| Nebraska       | 75% - 99% |           |           |          |     |
| Nevada         |           | 50% - 74% |           |          |     |
| New Jersey     |           |           |           |          | N/A |
| New Mexico     |           |           |           |          | N/A |
| New York       |           |           |           |          | N/A |
| North Carolina |           |           |           |          | N/A |
| Ohio           | 75% - 99% |           |           |          |     |
| Oregon         |           |           |           |          | N/A |
| Pennsylvania   |           | 50% - 74% |           |          |     |
| South Carolina |           |           |           |          | N/A |
| Tennessee      |           |           |           |          | N/A |
| Texas          |           |           |           |          | N/A |
| Utah           | 75% - 99% |           |           |          |     |
| Vermont        |           |           |           |          | N/A |
| Washington     |           | 50% - 74% |           |          |     |
| Wisconsin      |           |           |           |          | N/A |


|           |    |
|-----------|----|
| 75% - 99% | 9  |
| 50% - 74% | 6  |
| 25% - 49% | 1  |
| 0% - 24%  | 2  |
| N/A       | 17 |
|           | 35 |



Are interpreters in your state unionized?

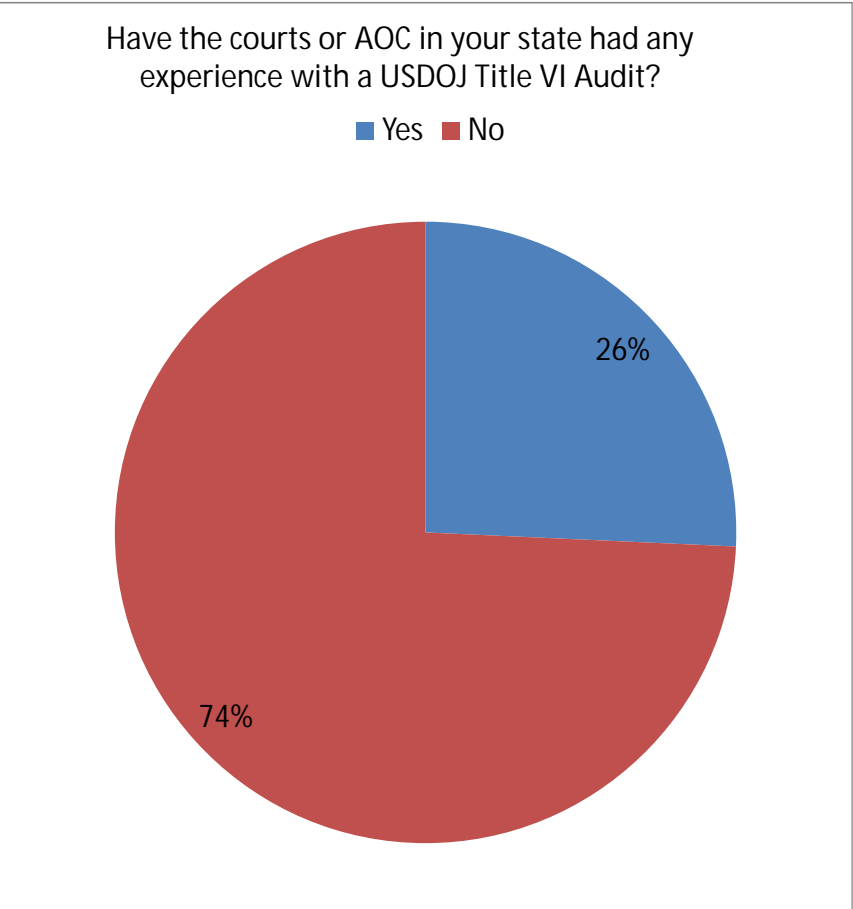
| State          | Yes | No |
|----------------|-----|----|
| Alabama        |     | No |
| Alaska         |     | No |
| Arkansas       |     | No |
| California     | Yes |    |
| Colorado       |     | No |
| Connecticut    | Yes |    |
| Delaware       |     | No |
| Florida        |     | No |
| Georgia        |     | No |
| Hawaii         |     | No |
| Idaho          |     | No |
| Indiana        |     | No |
| Iowa           |     | No |
| Maryland       |     | No |
| Massachusetts  |     | No |
| Michigan       |     | No |
| Minnesota      |     | No |
| Missouri       |     | No |
| Nebraska       |     | No |
| Nevada         |     | No |
| New Jersey     | Yes |    |
| New Mexico     |     | No |
| New York       | Yes |    |
| North Carolina |     | No |
| Ohio           |     | No |
| Oregon         |     | No |
| Pennsylvania   |     | No |
| South Carolina |     | No |
| Tennessee      |     | No |
| Texas          |     | No |
| Utah           |     | No |
| Vermont        |     | No |
| Washington     | Yes |    |
| Wisconsin      |     | No |
| Yes            | 6   |    |
| No             | 29  |    |
|                | 35  |    |





Have the courts or AOC in your state had any experience with a USDOJ Title VI Audit?

| State          | Yes | No |
|----------------|-----|----|
| Alabama        | Yes | No |
| Alaska         | Yes | No |
| Arkansas       |     | No |
| California     |     | No |
| Colorado       | Yes |    |
| Connecticut    | Yes |    |
| Delaware       | Yes |    |
| Florida        |     | No |
| Georgia        |     | No |
| Hawaii         |     | No |
| Idaho          |     | No |
| Indiana        |     | No |
| Iowa           |     | No |
| Maryland       |     | No |
| Massachusetts  |     | No |
| Michigan       |     | No |
| Minnesota      |     | No |
| Missouri       |     | No |
| Nebraska       | Yes |    |
| Nevada         |     | No |
| New Jersey     |     | No |
| New Mexico     |     | No |
| New York       |     | No |
| North Carolina | Yes |    |
| Ohio           |     | No |
| Oregon         |     | No |
| Pennsylvania   |     | No |
| South Carolina |     | No |
| Tennessee      |     | No |
| Texas          | Yes |    |
| Utah           |     | No |
| Vermont        |     | No |
| Washington     |     | No |
| Wisconsin      | Yes |    |



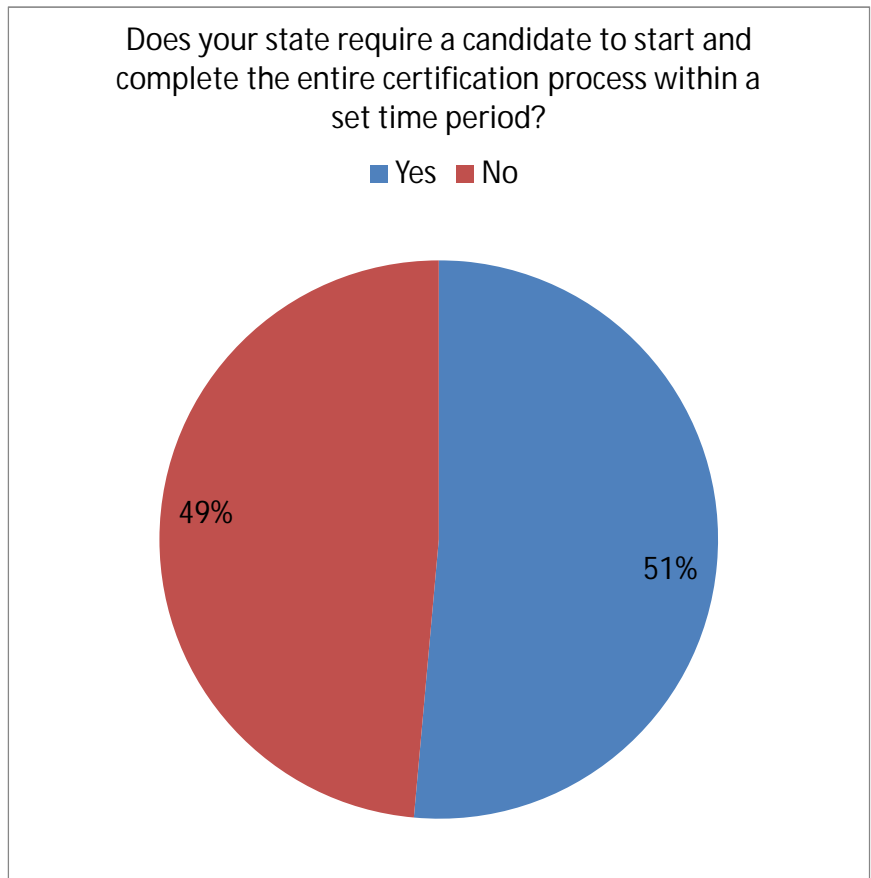
|     |    |
|-----|----|
| Yes | 9  |
| No  | 26 |
|     | 35 |



Does your state require a candidate to start and complete the entire certification process within a set time period?

| State          | Yes | No |
|----------------|-----|----|
|                | Yes |    |
| Alabama        | Yes |    |
| Alaska         | Yes |    |
| Arkansas       | Yes |    |
| California     | Yes |    |
| Colorado       |     | No |
| Connecticut    | Yes |    |
| Delaware       |     | No |
| Florida        |     | No |
| Georgia        | Yes |    |
| Hawaii         |     | No |
| Idaho          |     | No |
| Indiana        | Yes |    |
| Iowa           |     | No |
| Maryland       |     | No |
| Massachusetts  |     | No |
| Michigan       |     | No |
| Minnesota      |     | No |
| Missouri       | Yes |    |
| Nebraska       | Yes |    |
| Nevada         |     | No |
| New Jersey     |     | No |
| New Mexico     | Yes |    |
| New York       | Yes |    |
| North Carolina |     | No |
| Ohio           |     | No |
| Oregon         | Yes |    |
| Pennsylvania   |     | No |
| South Carolina |     | No |
| Tennessee      | Yes |    |
| Texas          | Yes |    |
| Utah           | Yes |    |
| Vermont        |     | No |
| Washington     | Yes |    |
| Wisconsin      | Yes |    |

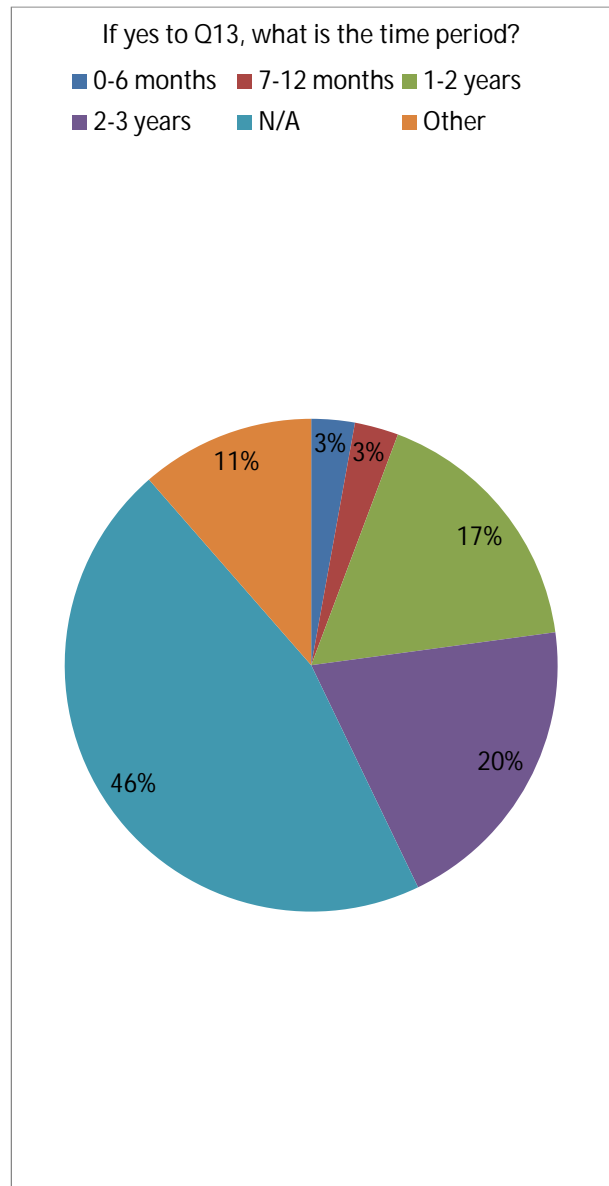
|     |    |
|-----|----|
| Yes | 18 |
| No  | 17 |
|     | 35 |



If yes to Q13, what is the time period?

| State          | 0-6 months | 7-12 months | 1-2 years | 2-3 years | N/A | Other   |
|----------------|------------|-------------|-----------|-----------|-----|---|
| Alabama        |            | 7-12 months |           | 2-3 years |     |   |
| Alaska         |            |             | 1-2 years |           |     |   |
| Arkansas       |            |             |           | 2-3 years |     |   |
| California     |            |             |           |           |     | Candidate must take full certification exam in one sitting  |
| Colorado       |            |             |           |           | N/A |   |
| Connecticut    |            |             | 1-2 years |           |     |   |
| Delaware       |            |             |           |           | N/A |   |
| Florida        |            |             |           |           | N/A |   |
| Georgia        |            |             | 1-2 years |           |     |   |
| Hawaii         |            |             |           |           | N/A |   |
| Idaho          |            |             |           |           | N/A |   |
| Indiana        |            |             |           |           |     | A candidate has 2 years to complete the process, or they will have to retake on or several component of the proces again.                       |
| Iowa           |            |             |           |           | N/A |   |
| Maryland       |            |             |           |           | N/A |   |
| Massachusetts  |            |             |           |           | N/A |   |
| Michigan       |            |             |           |           | N/A |   |
| Minnesota      |            |             |           |           | N/A |   |
| Missouri       |            |             |           | 2-3 years |     |   |
| Nebraska       |            |             |           | 2-3 years |     |   |
| Nevada         |            |             |           |           | N/A |   |
| New Jersey     |            |             |           |           | N/A |   |
| New Mexico     |            |             |           |           |     | The written test has no time limit, however, a candidate must pass all the oral examinations within a 12 month period                           |
| New York       | 0-6 months |             |           |           |     |   |
| North Carolina |            |             |           |           | N/A |   |
| Ohio           |            |             | 1-2 years |           |     |   |
| Oregon         |            |             |           | 2-3 years |     |   |
| Pennsylvania   |            |             |           |           | N/A |   |
| South Carolina |            |             |           |           | N/A |   |
| Tennessee      |            |             |           |           |     | Must be registered w/in 3 years of taking the workshop and then must be certified within 3 yrs of becoming registered with certain requirements |
| Texas          |            |             | 1-2 years |           |     |   |
| Utah           |            |             | 1-2 years |           |     |   |
| Vermont        |            |             |           |           | N/A |   |
| Washington     |            |             |           | 2-3 years |     |   |
| Wisconsin      |            |             |           | 2-3 years |     |   |

|             |    |
|-------------|----|
| 0-6 months  | 1  |
| 7-12 months | 1  |
| 1-2 years   | 6  |
| 2-3 years   | 7  |
| N/A         | 16 |
| Other       | 4  |
|             | 35 |

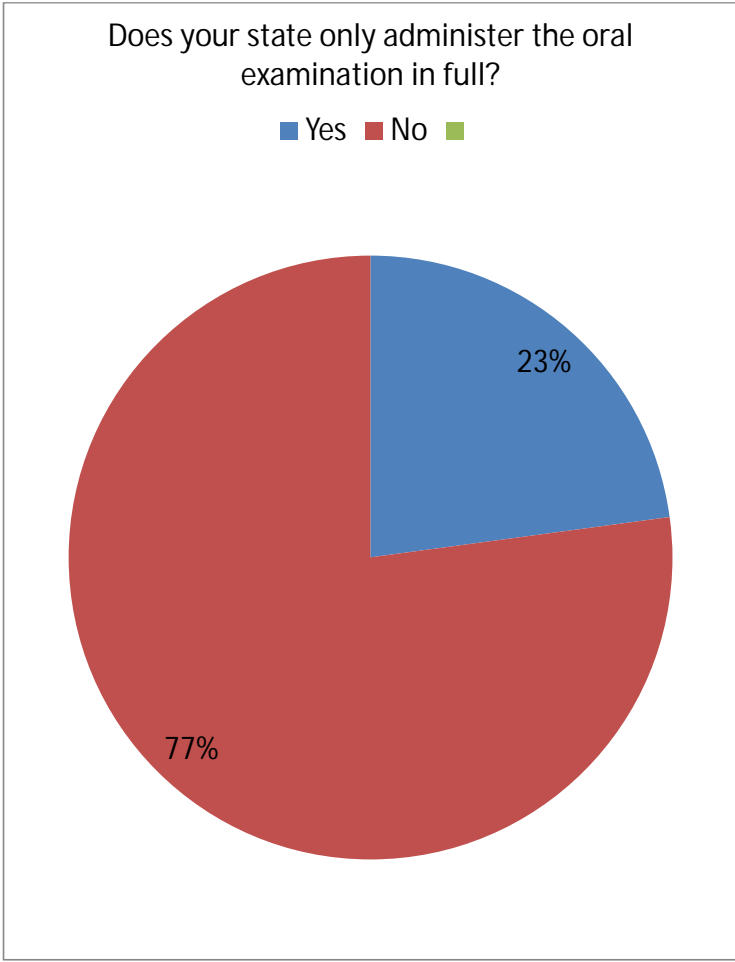


Does your state only administer the oral examination in full?

| State          | Yes | No |
|----------------|-----|----|
| Alabama        | Yes |    |
| Alaska         |     | No |
| Arkansas       |     | No |
| California     | Yes |    |
| Colorado       |     | No |
| Connecticut    | Yes |    |
| Delaware       | Yes |    |
| Florida        |     | No |
| Georgia        |     | No |
| Hawaii         |     | No |
| Idaho          |     | No |
| Indiana        |     | No |
| Iowa           |     | No |
| Maryland       |     | No |
| Massachusetts  |     | No |
| Michigan       |     | No |
| Minnesota      |     | No |
| Missouri       |     | No |
| Nebraska       |     | No |
| Nevada         |     | No |
| New Jersey     |     | No |
| New Mexico     |     | No |
| New York       | Yes |    |
| North Carolina |     | No |
| Ohio           |     | No |
| Oregon         |     | No |
| Pennsylvania   | Yes |    |
| South Carolina | Yes |    |
| Tennessee      |     | No |
| Texas          |     | No |
| Utah           |     | No |
| Vermont        |     | No |
| Washington     |     | No |
| Wisconsin      | Yes |    |

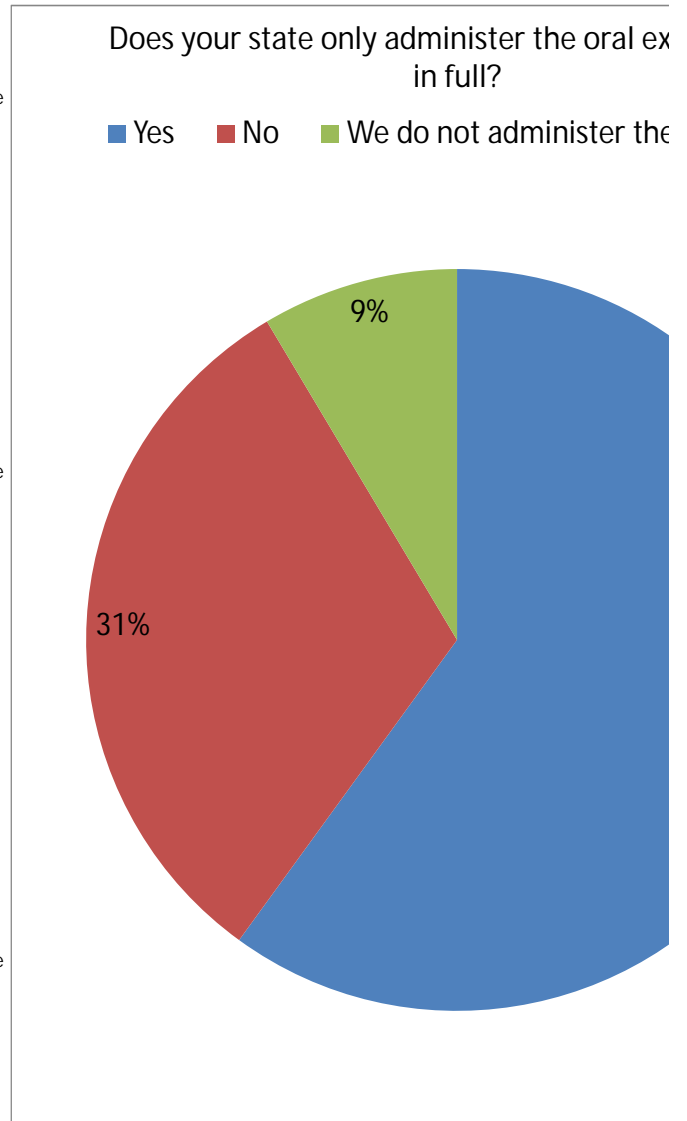
Yes 8  
 No 27

35




Does your state only administer the oral examination in full?

| State                               | Yes | No | We do not administer the oral exam. |
|-------------------------------------|-----|----|-------------------------------------|
| Alabama                             | Yes | No |                                     |
| Alaska                              |     |    | We do not administer the oral exam. |
| Arkansas                            | Yes |    |                                     |
| California                          | Yes |    |                                     |
| Colorado                            | Yes |    |                                     |
| Connecticut                         | Yes |    |                                     |
| Delaware                            | Yes |    |                                     |
| Florida                             | Yes |    |                                     |
| Georgia                             | Yes |    |                                     |
| Hawaii                              | Yes |    |                                     |
| Idaho                               |     | No |                                     |
| Indiana                             |     | No |                                     |
| Iowa                                | Yes |    |                                     |
| Maryland                            | Yes |    |                                     |
| Massachusetts                       |     |    | We do not administer the oral exam. |
| Michigan                            |     | No |                                     |
| Minnesota                           | Yes |    |                                     |
| Missouri                            |     | No |                                     |
| Nebraska                            |     | No |                                     |
| Nevada                              | Yes |    |                                     |
| New Jersey                          |     | No |                                     |
| New Mexico                          |     | No |                                     |
| New York                            | Yes |    |                                     |
| North Carolina                      | Yes |    |                                     |
| Ohio                                | Yes |    |                                     |
| Oregon                              | Yes |    |                                     |
| Pennsylvania                        |     | No |                                     |
| South Carolina                      | Yes |    |                                     |
| Tennessee                           |     | No |                                     |
| Texas                               | Yes |    |                                     |
| Utah                                | Yes |    |                                     |
| Vermont                             |     |    | We do not administer the oral exam. |
| Washington                          | Yes |    |                                     |
| Wisconsin                           |     | No |                                     |
| Yes                                 | 21  |    |                                     |
| No                                  |     | 11 |                                     |
| We do not administer the oral exam. |     |    | 3                                   |
|                                     |     |    | 35                                  |



Examination

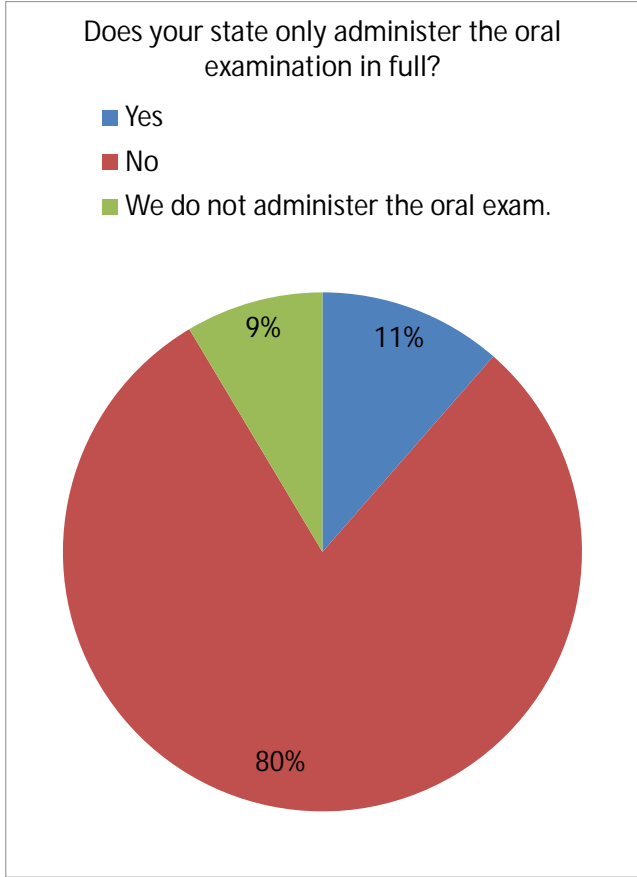
3 oral exam.



Does your state use the Simultaneous section of the oral examination as a screening instrument for a candidate to take the remainder of the oral examination?

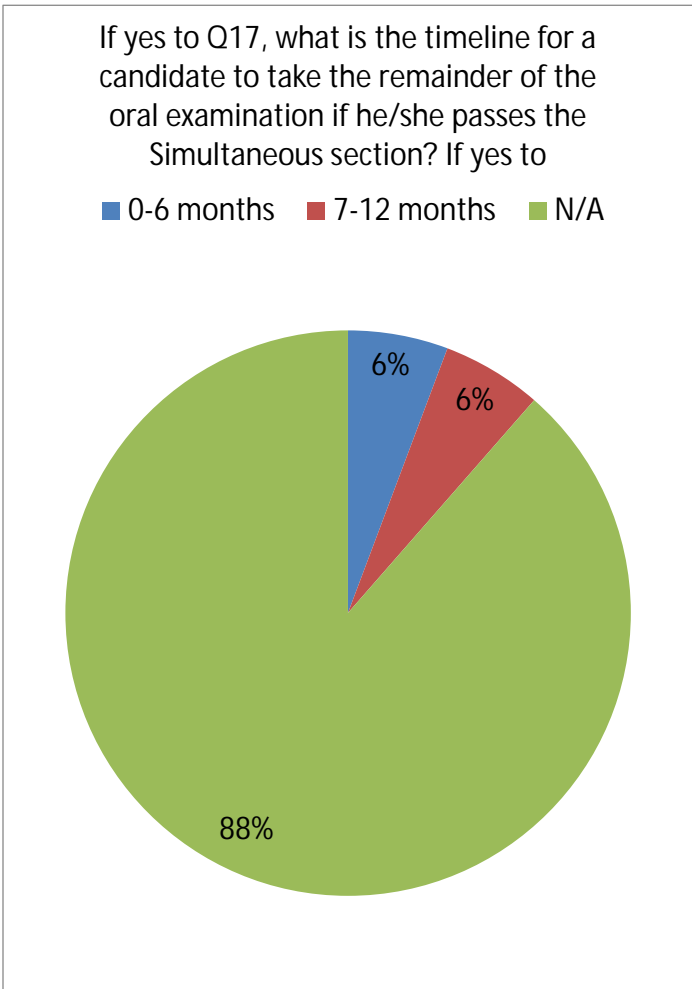
| State          | Yes | No | We do not administer the oral exam. |
|----------------|-----|----|-------------------------------------|
| Alabama        |     | No |                                     |
| Alaska         |     | No |                                     |
| Arkansas       |     | No |                                     |
| California     |     | No |                                     |
| Colorado       |     | No |                                     |
| Connecticut    |     | No |                                     |
| Delaware       |     | No |                                     |
| Florida        |     | No |                                     |
| Georgia        |     | No |                                     |
| Hawaii         |     | No |                                     |
| Idaho          | Yes |    |                                     |
| Indiana        |     | No |                                     |
| Iowa           |     | No |                                     |
| Maryland       |     | No |                                     |
| Massachusetts  |     |    | We do not administer the oral exam. |
| Michigan       |     | No |                                     |
| Minnesota      |     | No |                                     |
| Missouri       |     | No |                                     |
| Nebraska       |     | No |                                     |
| Nevada         |     | No |                                     |
| New Jersey     | Yes |    |                                     |
| New Mexico     | Yes |    |                                     |
| New York       |     | No |                                     |
| North Carolina |     | No |                                     |
| Ohio           |     | No |                                     |
| Oregon         |     | No |                                     |
| Pennsylvania   | Yes |    |                                     |
| South Carolina |     | No |                                     |
| Tennessee      |     | No |                                     |
| Texas          |     | No |                                     |
| Utah           |     | No |                                     |
| Vermont        |     |    | We do not administer the oral exam. |
| Washington     |     | No |                                     |
| Wisconsin      |     | No |                                     |

|                                     |    |
|-------------------------------------|----|
| Yes                                 | 4  |
| No                                  | 28 |
| We do not administer the oral exam. | 3  |
|                                     | 35 |



If yes to Q17, what is the timeline for a candidate to take the remainder of the oral examination if he/she passes the Simultaneous section?

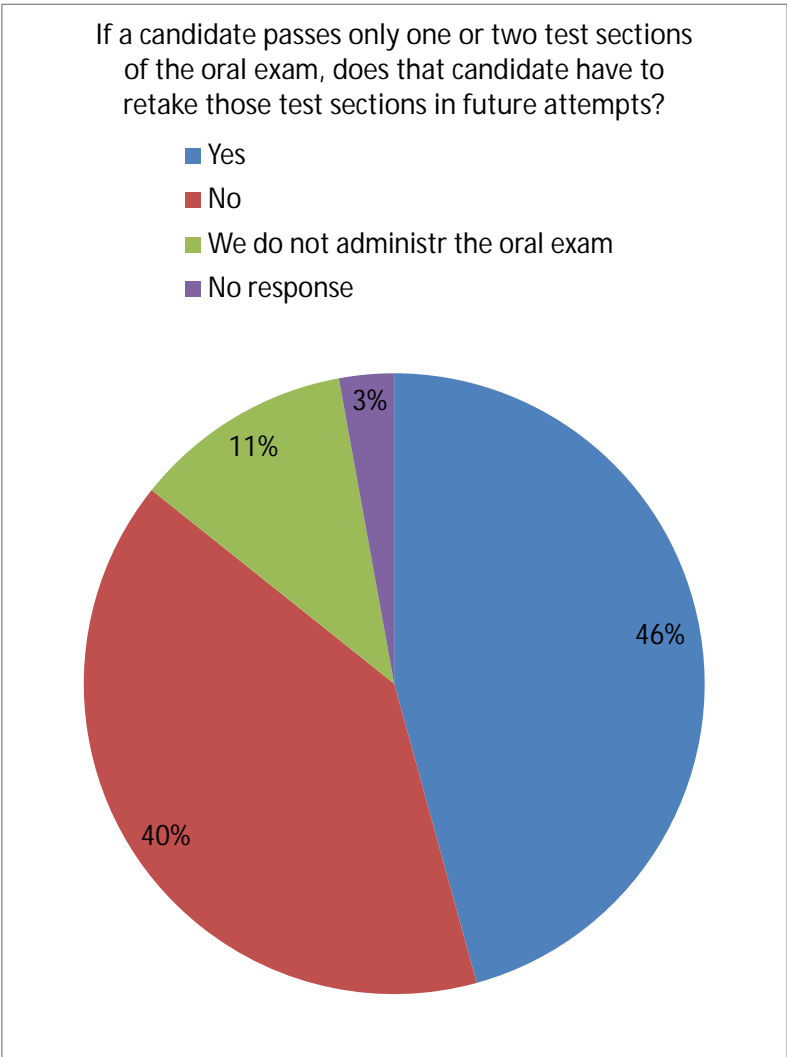
| State          | 0-6 months   | 7-12 months   | N/A | Other |
|----------------|--------------|---------------|-----|-------|
|                | 0-6 months   |               |     |       |
| Alabama        |              |               | N/A |       |
| Alaska         |              |               | N/A |       |
| Arkansas       |              |               | N/A |       |
| California     |              |               | N/A |       |
| Colorado       |              |               | N/A |       |
| Connecticut    |              |               | N/A |       |
| Delaware       |              |               | N/A |       |
| Florida        |              |               | N/A |       |
| Georgia        |              |               | N/A |       |
| Hawaii         |              |               | N/A |       |
|                | 0 - 6 months |               |     |       |
| Idaho          |              |               | N/A |       |
| Indiana        |              |               | N/A |       |
| Iowa           |              |               | N/A |       |
| Maryland       |              |               | N/A |       |
| Massachusetts  |              |               | N/A |       |
| Michigan       |              |               | N/A |       |
| Minnesota      |              |               | N/A |       |
| Missouri       |              |               | N/A |       |
| Nebraska       |              |               | N/A |       |
| Nevada         |              |               | N/A |       |
| New Jersey     |              |               | N/A |       |
|                |              | 7 - 12 months |     |       |
| New Mexico     |              |               | N/A |       |
| New York       |              |               | N/A |       |
| North Carolina |              |               | N/A |       |
| Ohio           |              |               | N/A |       |
| Oregon         |              |               | N/A |       |
|                |              | 7 - 12 months |     |       |
| Pennsylvania   |              |               | N/A |       |
| South Carolina |              |               | N/A |       |
| Tennessee      |              |               | N/A |       |
| Texas          |              |               | N/A |       |
| Utah           |              |               | N/A |       |
| Vermont        |              |               | N/A |       |
| Washington     |              |               | N/A |       |
| Wisconsin      |              |               | N/A |       |



|             |    |
|-------------|----|
| 0-6 months  | 2  |
| 7-12 months | 2  |
| N/A         | 31 |
| Other       | 0  |
|             | 35 |

If a candidate passes only one or two test sections of the oral exam, does that candidate have to retake those test sections in future attempts?

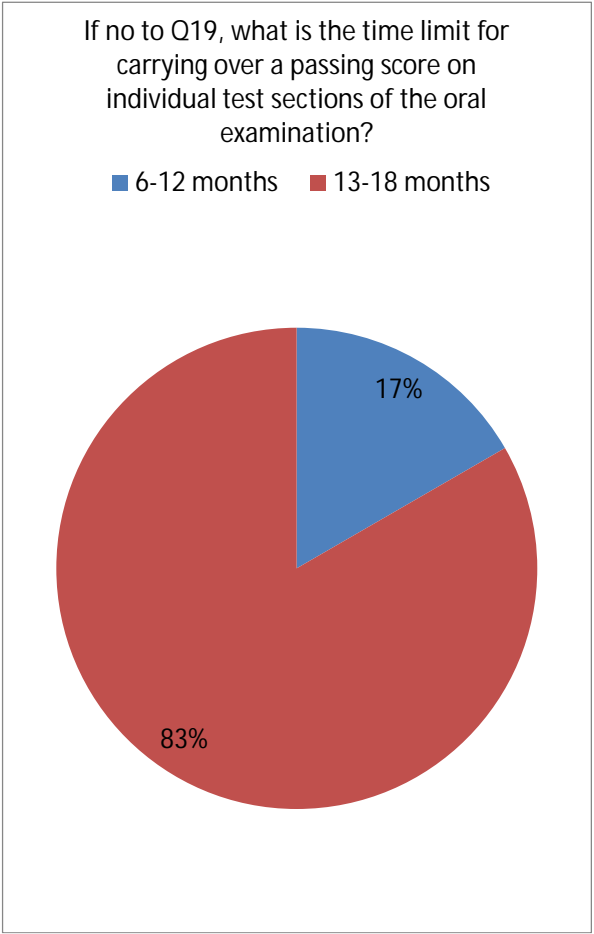
| State                              | Yes | No | We do not administer the oral exam  |
|------------------------------------|-----|----|-------------------------------------|
| Alabama                            |     | No | We do not administer the oral exam. |
| Alaska                             |     |    | We do not administer the oral exam. |
| Arkansas                           | Yes |    |                                     |
| California                         | Yes |    |                                     |
| Colorado                           | Yes |    |                                     |
| Connecticut                        | Yes |    |                                     |
| Delaware                           | Yes |    |                                     |
| Florida                            | Yes |    |                                     |
| Georgia                            | Yes |    |                                     |
| Hawaii                             | Yes |    |                                     |
| Idaho                              |     | No |                                     |
| Indiana                            |     | No |                                     |
| Iowa                               | Yes |    |                                     |
| Maryland                           | Yes |    |                                     |
| Massachusetts                      |     |    | We do not administer the oral exam. |
| Michigan                           |     | No |                                     |
| Minnesota                          | Yes |    |                                     |
| Missouri                           |     | No |                                     |
| Nebraska                           |     | No |                                     |
| Nevada                             |     | No |                                     |
| New Jersey                         |     | No |                                     |
| New Mexico                         |     | No |                                     |
| New York                           |     |    |                                     |
| North Carolina                     |     | No |                                     |
| Ohio                               |     | No |                                     |
| Oregon                             | Yes |    |                                     |
| Pennsylvania                       |     | No |                                     |
| South Carolina                     | Yes |    |                                     |
| Tennessee                          |     | No |                                     |
| Texas                              | Yes |    |                                     |
| Utah                               | Yes |    |                                     |
| Vermont                            |     |    | We do not administer the oral exam. |
| Washington                         | Yes |    |                                     |
| Wisconsin                          |     | No |                                     |
| Yes                                | 16  |    |                                     |
| No                                 |     | 14 |                                     |
| We do not administer the oral exam |     |    | 4                                   |
| No response                        |     |    | 1                                   |
|                                    |     |    | 35                                  |





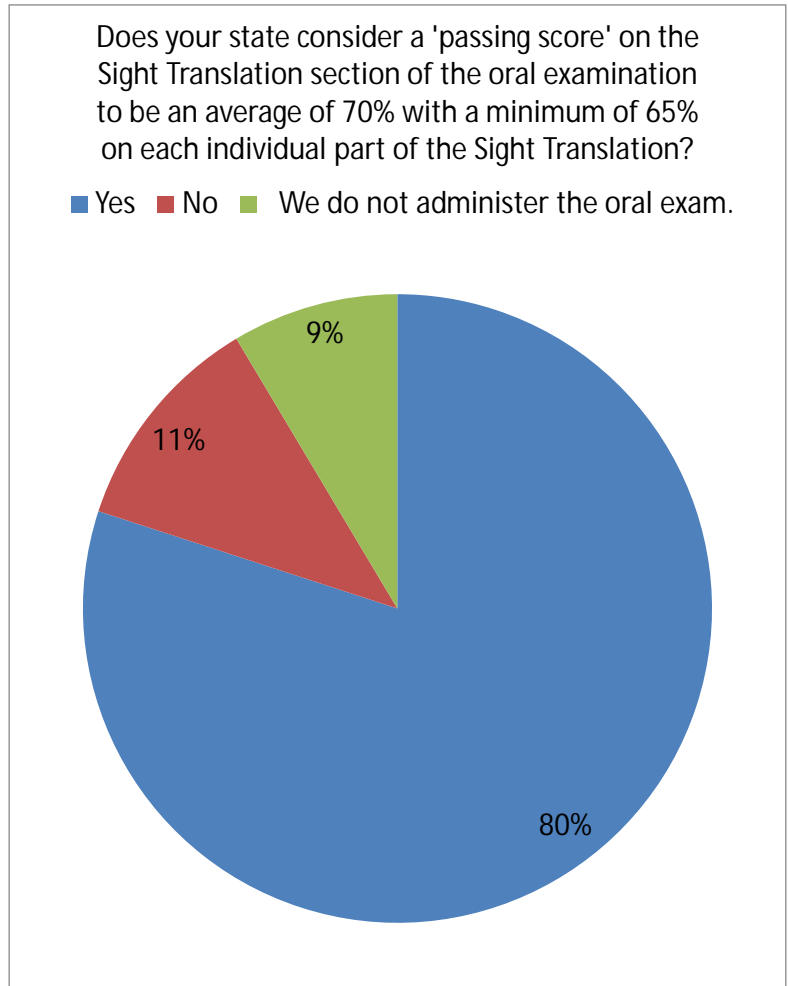
If no to Q19, what is the time limit for carrying over a passing score on individual test sections of the oral examination?

| State          | 6-12 months   | 13-18 months   | 2 years | 3-4 years   | No time limit  | N/A |
|----------------|---------------|----------------|---------|-------------|----------------|-----|
|                | 6-12 months   |                |         |             |                |     |
| Alabama        |               |                |         |             | No time limit. |     |
| Alaska         |               |                |         |             |                | N/A |
| Arkansas       |               |                |         |             |                | N/A |
| California     |               |                |         |             |                | N/A |
| Colorado       |               |                |         |             |                | N/A |
| Connecticut    |               |                |         |             |                | N/A |
| Delaware       |               |                |         |             |                | N/A |
| Florida        |               |                |         |             |                | N/A |
| Georgia        |               |                |         |             |                | N/A |
| Hawaii         |               |                |         |             |                | N/A |
| Idaho          |               |                | 2 years |             |                |     |
| Indiana        |               |                | 2 years |             |                |     |
| Iowa           |               |                |         |             |                | N/A |
| Maryland       |               |                |         |             |                | N/A |
| Massachusetts  |               |                |         |             |                | N/A |
| Michigan       |               |                |         | 3 - 4 years |                |     |
| Minnesota      |               |                |         |             |                | N/A |
| Missouri       |               |                | 2 years |             |                |     |
| Nebraska       |               |                |         | 3 - 4 years |                |     |
| Nevada         |               |                |         |             | No time limit. |     |
| New Jersey     |               |                |         |             | No time limit. |     |
| New Mexico     | 6 - 12 months |                |         |             |                |     |
| New York       |               |                |         |             |                | N/A |
| North Carolina | 6 - 12 months |                |         |             |                |     |
| Ohio           |               |                | 2 years |             |                |     |
| Oregon         |               |                |         |             |                | N/A |
| Pennsylvania   |               |                | 2 years |             |                |     |
| South Carolina |               |                |         |             |                | N/A |
| Tennessee      |               |                |         | 3 - 4 years |                |     |
| Texas          |               |                |         |             |                | N/A |
| Utah           |               |                |         |             |                | N/A |
| Vermont        |               |                |         |             |                | N/A |
| Washington     |               |                |         |             |                | N/A |
| Wisconsin      |               | 13 - 18 months |         |             |                |     |
| 6-12 months    | 3             |                |         |             |                |     |
| 13-18 months   |               | 1              |         |             |                |     |
| 2 years        |               |                | 5       |             |                |     |
| 3-4 years      |               |                |         | 3           |                |     |
| No Time Limit  |               |                |         |             | 3              |     |
| N/A            |               |                |         |             |                | 20  |
|                |               |                |         |             |                | 35  |



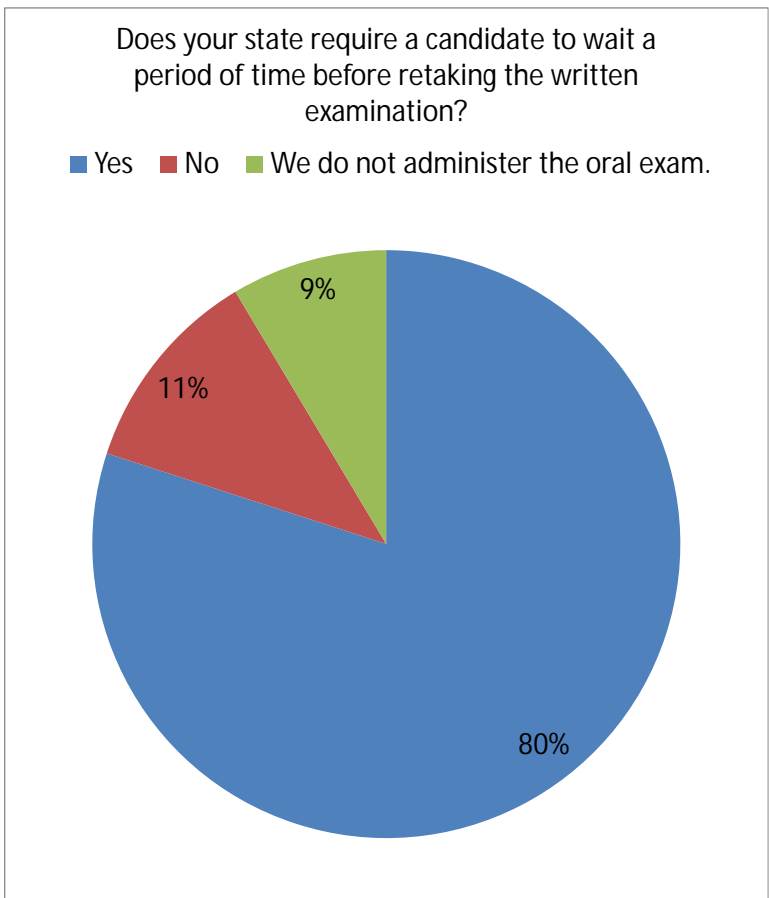
Does your state consider a 'passing score' on the Sight Translation section of the oral examination to be an average of 70% with a minimum of 65% on each individual part of the Sight Translation?

| State                               | Yes | No | We do not administer the oral exam. |
|-------------------------------------|-----|----|-------------------------------------|
| Alabama                             | Yes |    |                                     |
| Alaska                              |     |    |                                     |
| Arkansas                            | Yes |    |                                     |
| California                          |     | No |                                     |
| Colorado                            | Yes |    |                                     |
| Connecticut                         | Yes |    |                                     |
| Delaware                            |     | No |                                     |
| Florida                             |     | No |                                     |
| Georgia                             | Yes |    |                                     |
| Hawaii                              | Yes |    |                                     |
| Idaho                               | Yes |    |                                     |
| Indiana                             |     | No |                                     |
| Iowa                                |     | No |                                     |
| Maryland                            |     | No |                                     |
| Massachusetts                       |     |    | We do not administer the oral exam. |
| Michigan                            | Yes |    |                                     |
| Minnesota                           |     | No |                                     |
| Missouri                            |     | No |                                     |
| Nebraska                            |     | No |                                     |
| Nevada                              | Yes |    |                                     |
| New Jersey                          | Yes |    |                                     |
| New Mexico                          | Yes |    |                                     |
| New York                            |     |    |                                     |
| North Carolina                      |     |    |                                     |
| Ohio                                | Yes |    |                                     |
| Oregon                              | Yes |    |                                     |
| Pennsylvania                        | Yes |    |                                     |
| South Carolina                      |     | No |                                     |
| Tennessee                           |     | No |                                     |
| Texas                               | Yes |    |                                     |
| Utah                                | Yes |    |                                     |
| Vermont                             |     |    | We do not administer the oral exam. |
| Washington                          |     | No |                                     |
| Wisconsin                           |     | No |                                     |
| Yes                                 | 28  |    |                                     |
| No                                  |     | 4  |                                     |
| We do not administer the oral exam. |     |    | 3                                   |
|                                     |     |    | 35                                  |



Does your state require a candidate to wait a period of time before retaking the written examination?

| State          | Yes                      | No | We do not administer the written exam  |
|----------------|--------------------------|----|--|
|                | <input type="checkbox"/> |    |  |
| Alabama        | Yes                      |    |  |
| Alaska         | Yes                      |    |  |
| Arkansas       | Yes                      |    |  |
| California     | Yes                      |    |  |
| Colorado       | Yes                      |    |  |
| Connecticut    | Yes                      |    |  |
| Delaware       | Yes                      |    |  |
| Florida        | Yes                      |    |  |
| Georgia        |                          | No |  |
| Hawaii         | Yes                      |    |  |
| Idaho          | Yes                      |    |  |
| Indiana        |                          | No |  |
| Iowa           | Yes                      |    |  |
| Maryland       |                          | No |  |
| Massachusetts  |                          |    | We do not administer the written exam. |
| Michigan       | Yes                      |    |  |
| Minnesota      |                          |    | We do not administer the written exam. |
| Missouri       | Yes                      |    |  |
| Nebraska       | Yes                      |    |  |
| Nevada         | Yes                      |    |  |
| New Jersey     | Yes                      |    |  |
| New Mexico     | Yes                      |    |  |
| New York       | Yes                      |    |  |
| North Carolina | Yes                      |    |  |
| Ohio           | Yes                      |    |  |
| Oregon         | Yes                      |    |  |
| Pennsylvania   | Yes                      |    |  |
| South Carolina |                          | No |  |
| Tennessee      | Yes                      |    |  |
| Texas          | Yes                      |    |  |
| Utah           | Yes                      |    |  |
| Vermont        |                          |    | We do not administer the written exam. |
| Washington     | Yes                      |    |  |
| Wisconsin      | Yes                      |    |  |

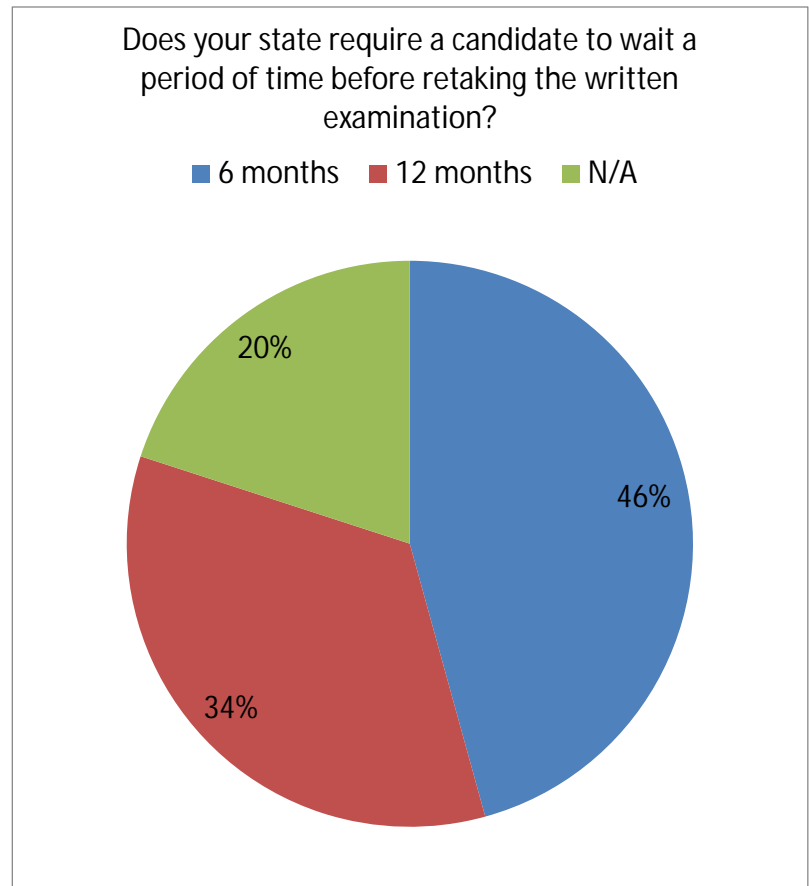


|                                     |    |
|-------------------------------------|----|
| Yes                                 | 28 |
| No                                  | 4  |
| We do not administer the oral exam. | 3  |
|                                     | 35 |

If yes to Q22, what is the time period?

| State          | 6 months | 12 months | N/A |
|----------------|----------|-----------|-----|
| Alabama        | 6 months | 12 months | N/A |
| Alaska         | 6 months | 12 months |     |
| Arkansas       |          | 12 months |     |
| California     | 6 months |           |     |
| Colorado       | 6 months |           |     |
| Connecticut    | 6 months |           |     |
| Delaware       |          | 12 months |     |
| Florida        |          | 12 months |     |
| Georgia        |          |           | N/A |
| Hawaii         | 6 months |           |     |
| Idaho          |          | 12 months |     |
| Indiana        |          |           | N/A |
| Iowa           | 6 months |           |     |
| Maryland       |          |           | N/A |
| Massachusetts  |          |           | N/A |
| Michigan       |          | 12 months |     |
| Minnesota      |          |           | N/A |
| Missouri       |          | 12 months |     |
| Nebraska       | 6 months |           |     |
| Nevada         | 6 months |           |     |
| New Jersey     |          | 12 months |     |
| New Mexico     |          | 12 months |     |
| New York       | 6 months |           |     |
| North Carolina | 6 months |           |     |
| Ohio           |          | 12 months |     |
| Oregon         |          | 12 months |     |
| Pennsylvania   | 6 months |           |     |
| South Carolina |          |           | N/A |
| Tennessee      | 6 months |           |     |
| Texas          | 6 months |           |     |
| Utah           | 6 months |           |     |
| Vermont        |          |           | N/A |
| Washington     |          | 12 months |     |
| Wisconsin      | 6 months |           |     |

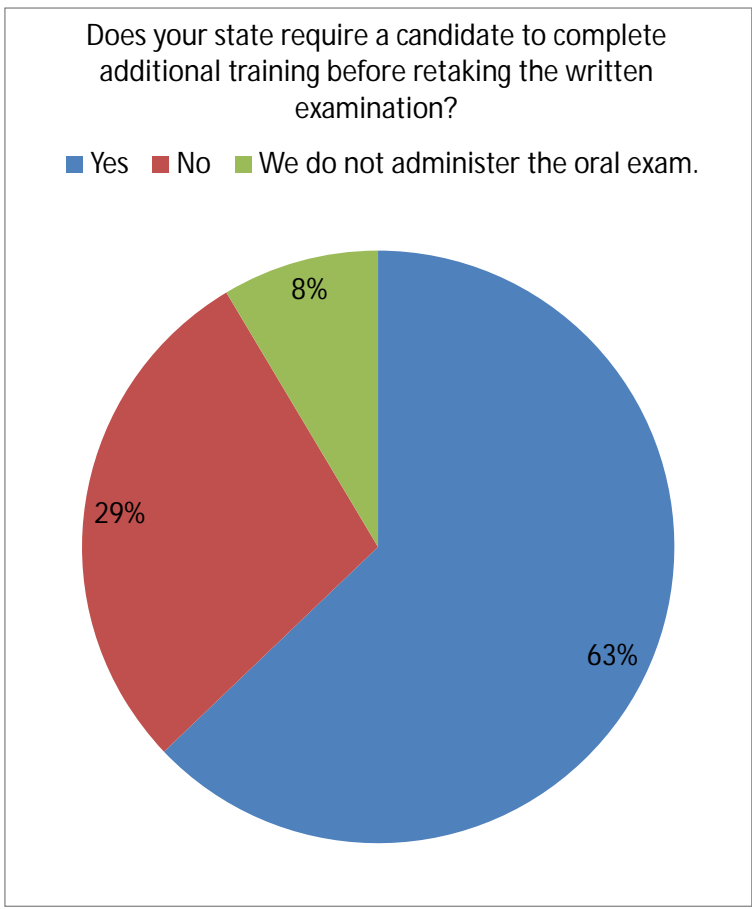
|           |    |
|-----------|----|
| 6 months  | 16 |
| 12 months | 12 |
| N/A       | 7  |
|           | 35 |



Does your state require a candidate to complete additional training before retaking the written examination?

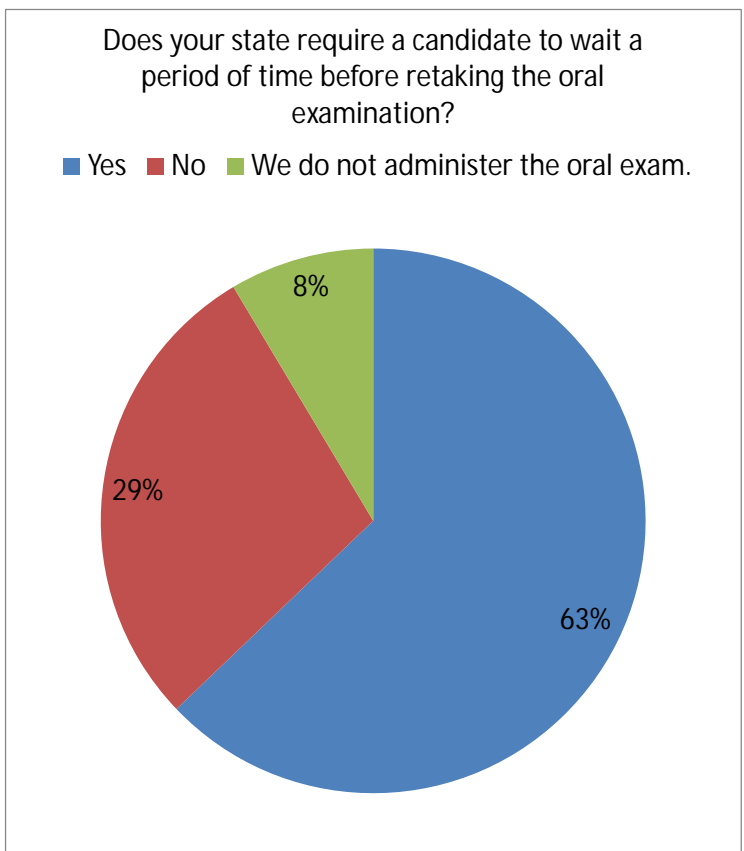
| State          | Yes | No | We do not administer the written exam |
|----------------|-----|----|---------------------------------------|
| Alabama        | Yes | No |                                       |
| Alaska         |     | No |                                       |
| Arkansas       |     | No |                                       |
| California     |     | No |                                       |
| Colorado       |     | No |                                       |
| Connecticut    |     | No |                                       |
| Delaware       |     | No |                                       |
| Florida        |     | No |                                       |
| Georgia        |     | No |                                       |
| Hawaii         |     | No |                                       |
| Idaho          |     | No |                                       |
| Indiana        |     | No |                                       |
| Iowa           |     | No |                                       |
| Maryland       |     | No |                                       |
| Massachusetts  |     |    | We do not administer the oral exam.   |
| Michigan       |     | No |                                       |
| Minnesota      |     |    | We do not administer the oral exam.   |
| Missouri       |     | No |                                       |
| Nebraska       | Yes |    |                                       |
| Nevada         | Yes |    |                                       |
| New Jersey     |     | No |                                       |
| New Mexico     |     | No |                                       |
| New York       |     | No |                                       |
| North Carolina |     | No |                                       |
| Ohio           | Yes |    |                                       |
| Oregon         |     | No |                                       |
| Pennsylvania   |     | No |                                       |
| South Carolina |     | No |                                       |
| Tennessee      |     | No |                                       |
| Texas          |     | No |                                       |
| Utah           |     | No |                                       |
| Vermont        |     |    | We do not administer the oral exam.   |
| Washington     |     | No |                                       |
| Wisconsin      |     | No |                                       |

|                                     |    |
|-------------------------------------|----|
| Yes                                 | 22 |
| No                                  | 10 |
| We do not administer the oral exam. | 3  |
|                                     | 35 |



Does your state require a candidate to wait a period of time before retaking the oral examination?

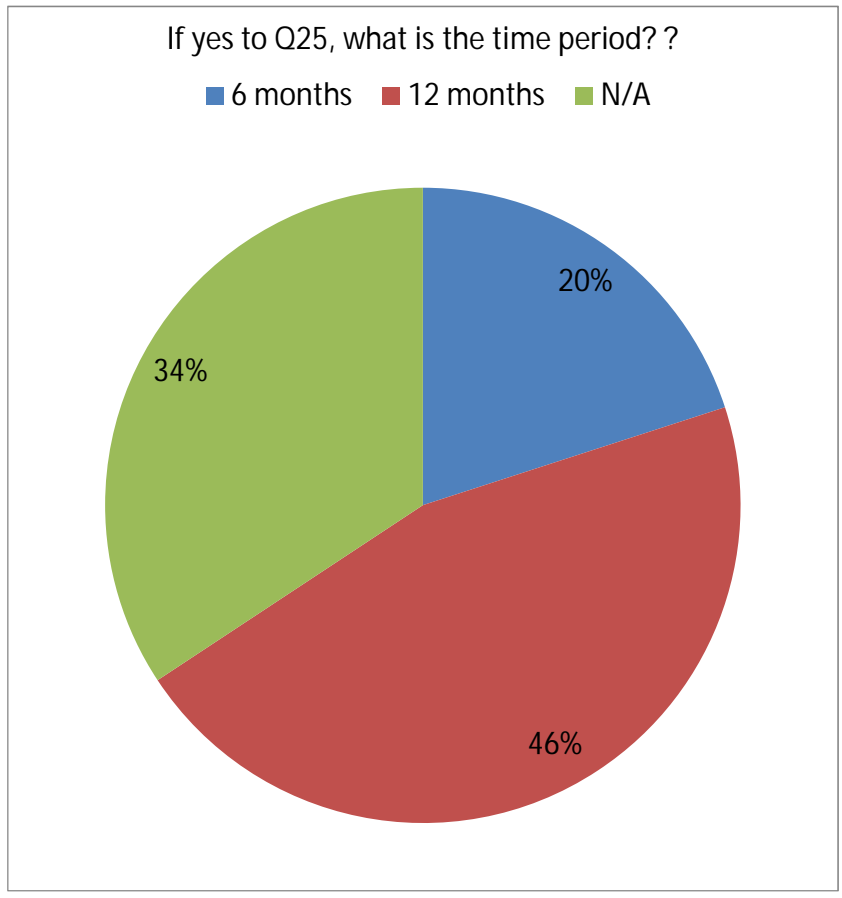
| State          | Yes | No | We do not administer the oral exam. |
|----------------|-----|----|-------------------------------------|
| Alabama        |     | No |                                     |
| Alaska         |     |    | We do not administer the oral exam. |
| Arkansas       | Yes |    |                                     |
| California     |     | No |                                     |
| Colorado       | Yes |    |                                     |
| Connecticut    | Yes |    |                                     |
| Delaware       | Yes |    |                                     |
| Florida        |     | No |                                     |
| Georgia        | Yes |    |                                     |
| Hawaii         |     | No |                                     |
| Idaho          | Yes |    |                                     |
| Indiana        |     | No |                                     |
| Iowa           | Yes |    |                                     |
| Maryland       | Yes |    |                                     |
| Massachusetts  |     |    | We do not administer the oral exam. |
| Michigan       | Yes |    |                                     |
| Minnesota      | Yes |    |                                     |
| Missouri       |     | No |                                     |
| Nebraska       | Yes |    |                                     |
| Nevada         | Yes |    |                                     |
| New Jersey     | Yes |    |                                     |
| New Mexico     |     | No |                                     |
| New York       | Yes |    |                                     |
| North Carolina | Yes |    |                                     |
| Ohio           | Yes |    |                                     |
| Oregon         | Yes |    |                                     |
| Pennsylvania   | Yes |    |                                     |
| South Carolina |     | No |                                     |
| Tennessee      |     | No |                                     |
| Texas          | Yes |    |                                     |
| Utah           | Yes |    |                                     |
| Vermont        |     |    | We do not administer the oral exam. |
| Washington     | Yes |    |                                     |
| Wisconsin      | Yes |    |                                     |



|                                     |    |
|-------------------------------------|----|
| Yes                                 | 22 |
| No                                  | 10 |
| We do not administer the oral exam. | 3  |
|                                     | 35 |

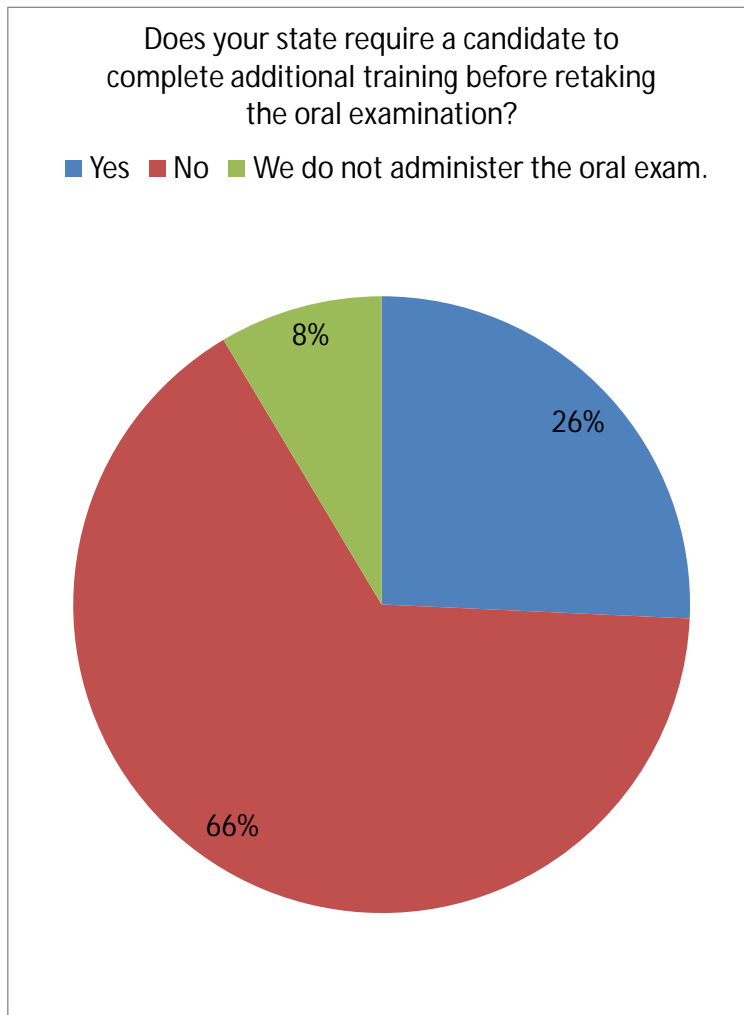
| If yes to Q25, what is the time period? |          |           |     |
|---|----------|-----------|-----|
| State                                   | 6 months | 12 months | N/A |
| Alabama                                 |          | 12 months | N/A |
| Alaska                                  |          | 12 months | N/A |
| Arkansas                                |          | 12 months | N/A |
| California                              |          | 12 months | N/A |
| Colorado                                | 6 months |           |     |
| Connecticut                             |          | 12 months |     |
| Delaware                                |          | 12 months |     |
| Florida                                 |          |           | N/A |
| Georgia                                 | 6 months |           |     |
| Hawaii                                  |          |           | N/A |
| Idaho                                   |          | 12 months |     |
| Indiana                                 |          |           | N/A |
| Iowa                                    | 6 months |           |     |
| Maryland                                |          | 12 months |     |
| Massachusetts                           |          |           | N/A |
| Michigan                                |          | 12 months |     |
| Minnesota                               |          | 12 months |     |
| Missouri                                |          |           | N/A |
| Nebraska                                | 6 months |           |     |
| Nevada                                  |          | 12 months |     |
| New Jersey                              |          | 12 months |     |
| New Mexico                              |          |           | N/A |
| New York                                |          | 12 months |     |
| North Carolina                          |          | 12 months |     |
| Ohio                                    |          | 12 months |     |
| Oregon                                  |          | 12 months |     |
| Pennsylvania                            | 6 months |           |     |
| South Carolina                          |          |           | N/A |
| Tennessee                               |          |           | N/A |
| Texas                                   | 6 months |           |     |
| Utah                                    |          | 12 months |     |
| Vermont                                 |          |           | N/A |
| Washington                              |          | 12 months |     |
| Wisconsin                               | 6 months |           |     |

|           |    |
|-----------|----|
| 6 months  | 7  |
| 12 months | 16 |
| N/A       | 12 |
|           | 35 |



Does your state require a candidate to complete additional training before retaking the oral examination?

| State          | Yes | No | We do not administer the oral exam  |
|----------------|-----|----|-------------------------------------|
| Alabama        | Yes | No | We do not administer the oral exam. |
| Alaska         |     | No |                                     |
| Arkansas       |     | No |                                     |
| California     |     | No |                                     |
| Colorado       | Yes |    |                                     |
| Connecticut    | Yes |    |                                     |
| Delaware       | Yes |    |                                     |
| Florida        |     | No |                                     |
| Georgia        |     | No |                                     |
| Hawaii         |     | No |                                     |
| Idaho          |     | No |                                     |
| Indiana        | Yes |    |                                     |
| Iowa           |     | No |                                     |
| Maryland       |     | No | We do not administer the oral exam. |
| Massachusetts  |     |    |                                     |
| Michigan       |     | No |                                     |
| Minnesota      |     | No |                                     |
| Missouri       |     | No |                                     |
| Nebraska       | Yes |    |                                     |
| Nevada         |     | No |                                     |
| New Jersey     | Yes |    |                                     |
| New Mexico     |     | No |                                     |
| New York       |     | No |                                     |
| North Carolina | Yes |    |                                     |
| Ohio           | Yes |    |                                     |
| Oregon         |     | No |                                     |
| Pennsylvania   |     | No |                                     |
| South Carolina |     | No |                                     |
| Tennessee      |     | No |                                     |
| Texas          |     | No |                                     |
| Utah           |     | No | We do not administer the oral exam. |
| Vermont        |     |    |                                     |
| Washington     |     | No |                                     |
| Wisconsin      |     | No |                                     |

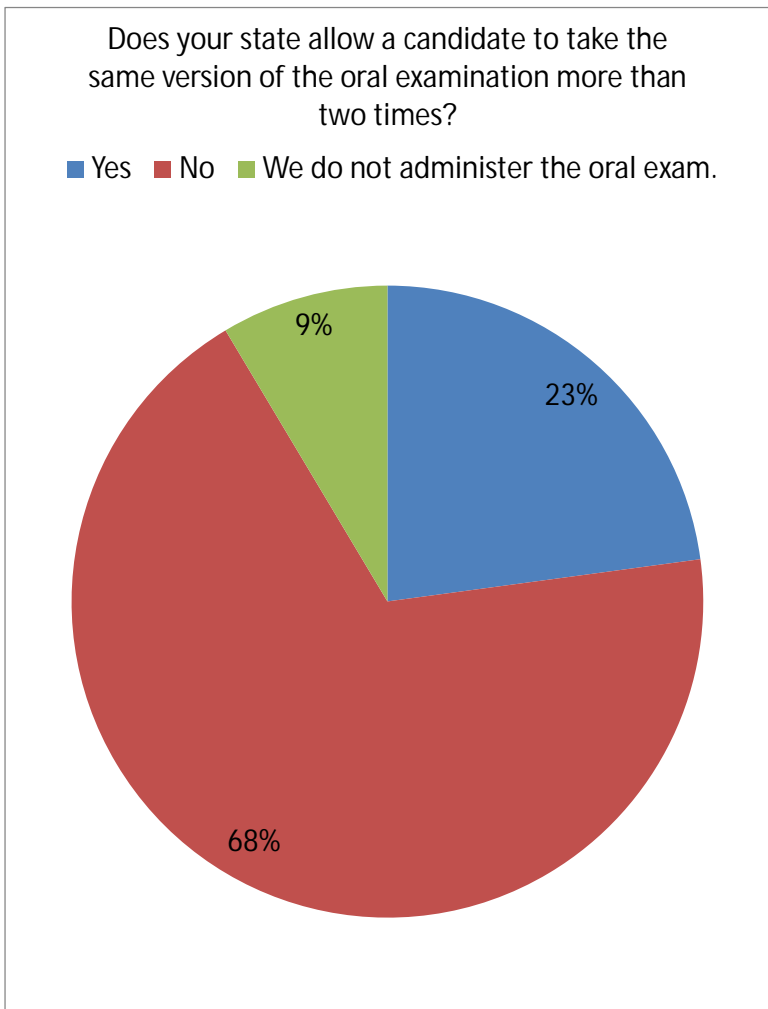


|                                     |    |
|-------------------------------------|----|
| Yes                                 | 9  |
| No                                  | 23 |
| We do not administer the oral exam. | 3  |
|                                     | 35 |



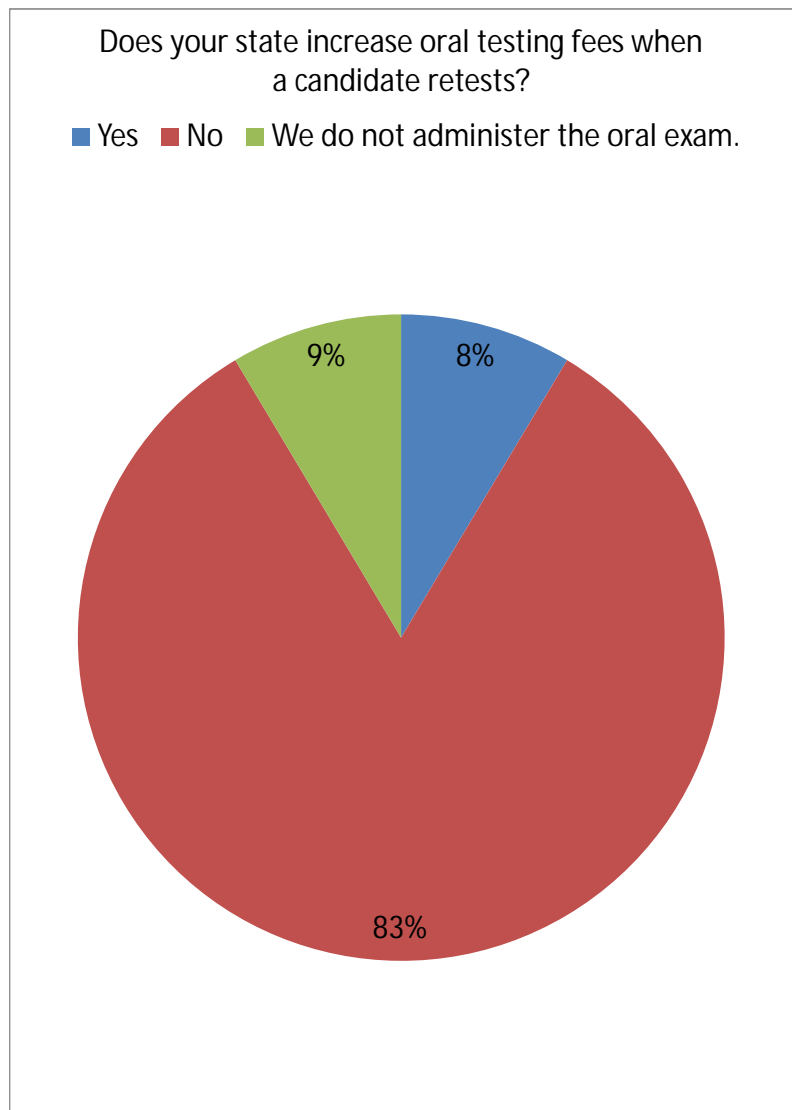
Does your state allow a candidate to take the same version of the oral examination more than two times?

| State                               | Yes | No | We do not administer the oral exam  |
|-------------------------------------|-----|----|-------------------------------------|
| Alabama                             | Yes | No |                                     |
| Alaska                              |     |    | We do not administer the oral exam. |
| Arkansas                            |     | No |                                     |
| California                          |     | No |                                     |
| Colorado                            |     | No |                                     |
| Connecticut                         |     | No |                                     |
| Delaware                            |     | No |                                     |
| Florida                             |     | No |                                     |
| Georgia                             |     | No |                                     |
| Hawaii                              |     | No |                                     |
| Idaho                               |     | No |                                     |
| Indiana                             | Yes |    |                                     |
| Iowa                                |     | No |                                     |
| Maryland                            |     | No |                                     |
| Massachusetts                       |     |    | We do not administer the oral exam. |
| Michigan                            |     | No |                                     |
| Minnesota                           | Yes |    |                                     |
| Missouri                            | Yes |    |                                     |
| Nebraska                            |     | No |                                     |
| Nevada                              |     | No |                                     |
| New Jersey                          | Yes |    |                                     |
| New Mexico                          |     | No |                                     |
| New York                            | Yes |    |                                     |
| North Carolina                      |     | No |                                     |
| Ohio                                |     | No |                                     |
| Oregon                              |     | No |                                     |
| Pennsylvania                        |     | No |                                     |
| South Carolina                      |     | No |                                     |
| Tennessee                           |     | No |                                     |
| Texas                               | Yes |    |                                     |
| Utah                                |     | No |                                     |
| Vermont                             |     |    | We do not administer the oral exam. |
| Washington                          | Yes |    |                                     |
| Wisconsin                           |     | No |                                     |
| Yes                                 | 8   |    |                                     |
| No                                  |     | 24 |                                     |
| We do not administer the oral exam. |     |    | 3                                   |
|                                     |     |    | 35                                  |



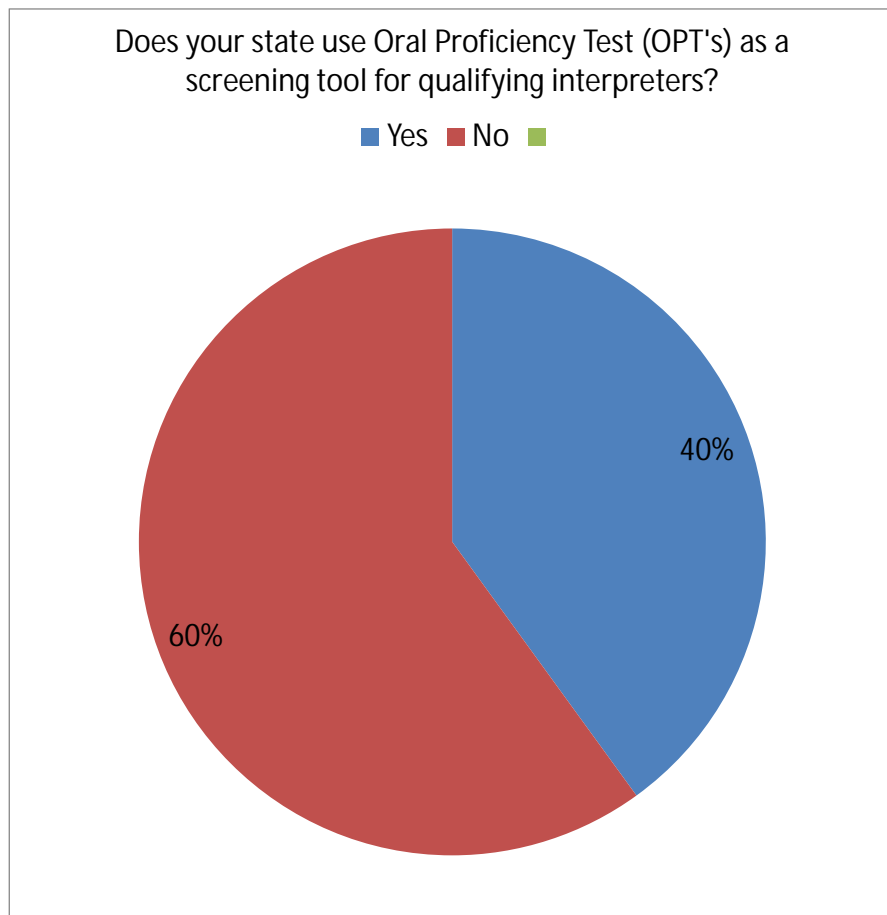
Does your state increase oral testing fees when a candidate retests?

| State                               | Yes | No | We do not administer the oral exam  |
|-------------------------------------|-----|----|-------------------------------------|
| Alabama                             | Yes | No | We do not administer the oral exam. |
| Alaska                              |     |    |                                     |
| Arkansas                            |     | No |                                     |
| California                          |     | No |                                     |
| Colorado                            |     | No |                                     |
| Connecticut                         |     | No |                                     |
| Delaware                            |     | No |                                     |
| Florida                             |     | No |                                     |
| Georgia                             |     | No |                                     |
| Hawaii                              |     | No |                                     |
| Idaho                               |     | No |                                     |
| Indiana                             |     | No |                                     |
| Iowa                                |     | No |                                     |
| Maryland                            |     | No | We do not administer the oral exam. |
| Massachusetts                       |     |    |                                     |
| Michigan                            |     | No |                                     |
| Minnesota                           |     | No |                                     |
| Missouri                            |     | No |                                     |
| Nebraska                            |     | No |                                     |
| Nevada                              |     | No |                                     |
| New Jersey                          |     | No |                                     |
| New Mexico                          |     | No |                                     |
| New York                            |     | No |                                     |
| North Carolina                      |     | No |                                     |
| Ohio                                |     | No |                                     |
| Oregon                              |     | No |                                     |
| Pennsylvania                        |     | No |                                     |
| South Carolina                      |     | No |                                     |
| Tennessee                           | Yes |    |                                     |
| Texas                               |     | No |                                     |
| Utah                                |     | No | We do not administer the oral exam. |
| Vermont                             |     |    |                                     |
| Washington                          |     | No |                                     |
| Wisconsin                           | Yes |    |                                     |
| Yes                                 | 3   |    |                                     |
| No                                  |     | 29 |                                     |
| We do not administer the oral exam. |     |    | 3                                   |
|                                     |     |    | 35                                  |



Does your state use Oral Proficiency Test (OPT's) as a screening tool for qualifying interpreters?

| State          | Yes | No |
|----------------|-----|----|
| Alabama        | Yes | No |
| Alaska         | Yes | No |
| Arkansas       | Yes | No |
| California     | Yes | No |
| Colorado       | Yes | No |
| Connecticut    | Yes | No |
| Delaware       | Yes | No |
| Florida        | Yes | No |
| Georgia        | Yes | No |
| Hawaii         | Yes | No |
| Idaho          | Yes | No |
| Indiana        | Yes | No |
| Iowa           | Yes | No |
| Maryland       | Yes | No |
| Massachusetts  | Yes | No |
| Michigan       | Yes | No |
| Minnesota      | Yes | No |
| Missouri       | Yes | No |
| Nebraska       | Yes | No |
| Nevada         | Yes | No |
| New Jersey     | Yes | No |
| New Mexico     | Yes | No |
| New York       | Yes | No |
| North Carolina | Yes | No |
| Ohio           | Yes | No |
| Oregon         | Yes | No |
| Pennsylvania   | Yes | No |
| South Carolina | Yes | No |
| Tennessee      | Yes | No |
| Texas          | Yes | No |
| Utah           | Yes | No |
| Vermont        | Yes | No |
| Washington     | Yes | No |
| Wisconsin      | Yes | No |

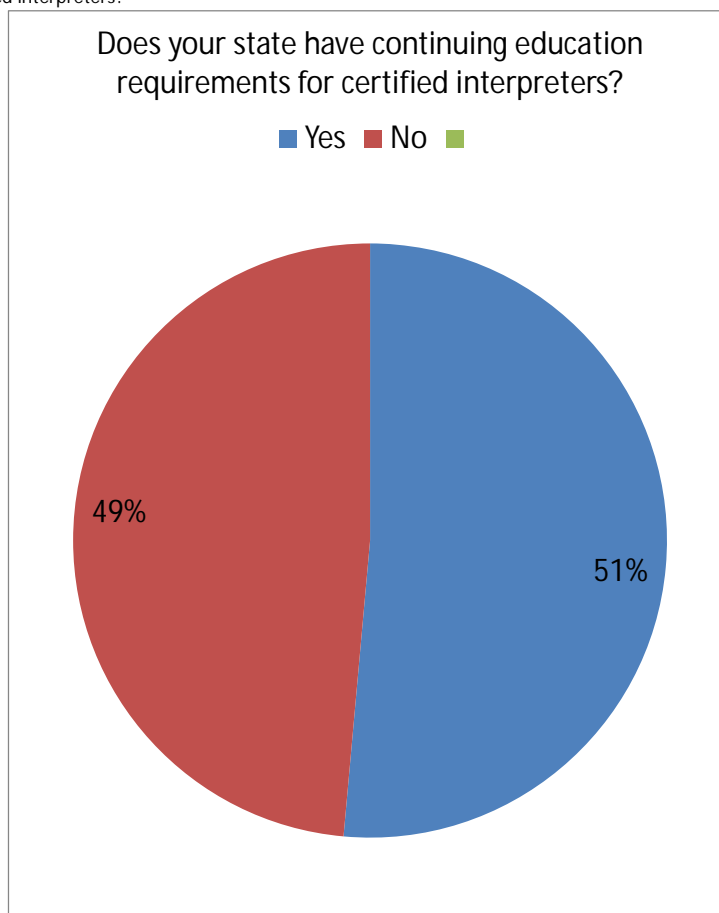


Yes 14  
 No 21

35

Does your state have continuing education requirements for certified interpreters?

| State          | Yes | No |
|----------------|-----|----|
| Alabama        | Yes | No |
| Alaska         | Yes | No |
| Arkansas       | Yes | No |
| California     | Yes | No |
| Colorado       | Yes | No |
| Connecticut    |     | No |
| Delaware       | Yes |    |
| Florida        | Yes |    |
| Georgia        |     | No |
| Hawaii         |     | No |
| Idaho          | Yes |    |
| Indiana        |     | No |
| Iowa           |     | No |
| Maryland       |     | No |
| Massachusetts  | Yes |    |
| Michigan       |     | No |
| Minnesota      |     | No |
| Missouri       |     | No |
| Nebraska       |     | No |
| Nevada         | Yes |    |
| New Jersey     |     | No |
| New Mexico     | Yes |    |
| New York       |     | No |
| North Carolina |     | No |
| Ohio           | Yes |    |
| Oregon         | Yes |    |
| Pennsylvania   | Yes |    |
| South Carolina |     | No |
| Tennessee      | Yes |    |
| Texas          | Yes |    |
| Utah           | Yes |    |
| Vermont        |     | No |
| Washington     | Yes |    |
| Wisconsin      |     | No |

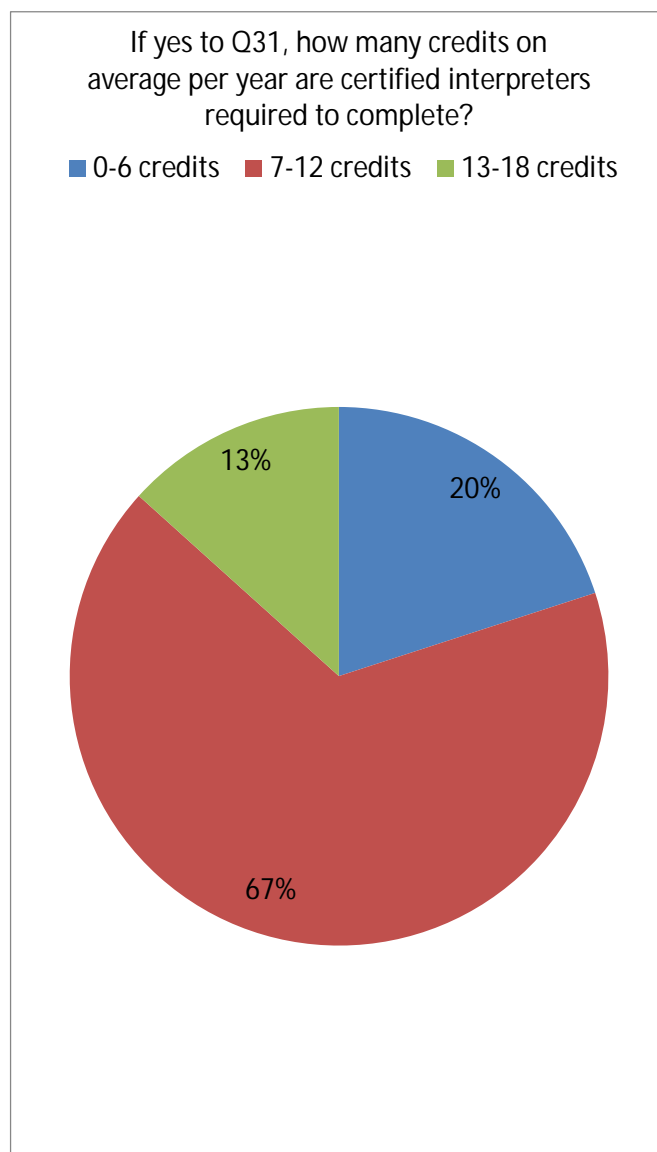


Yes 18  
 No 17

35

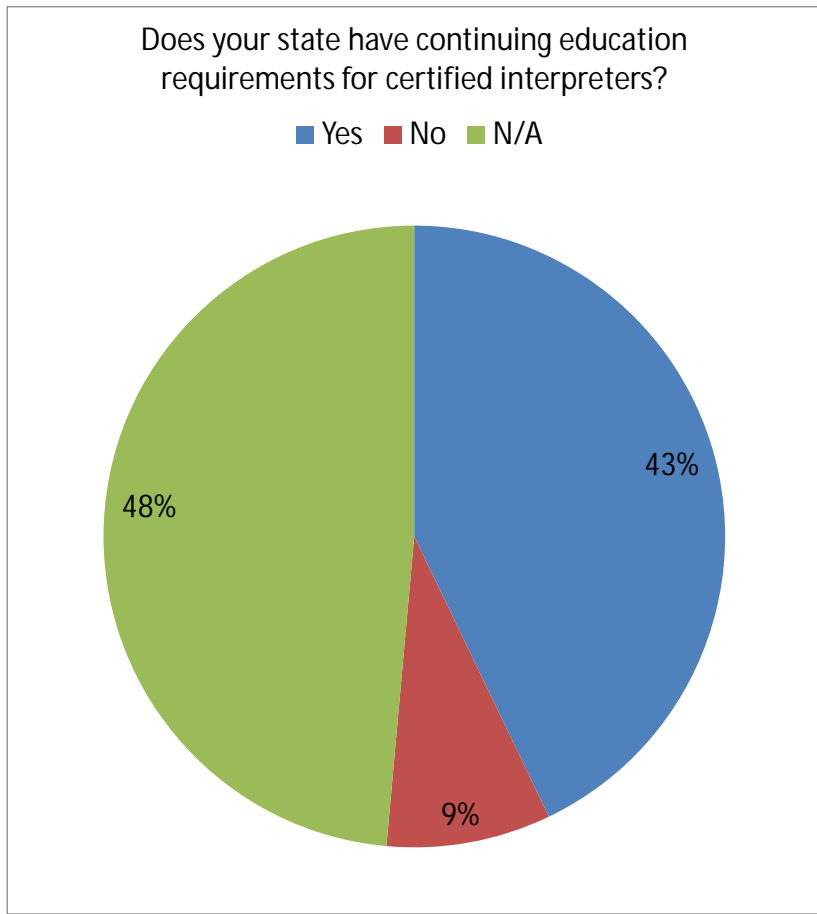
If yes to Q31, how many credits on average per year are certified interpreters required to complete?

| State          | 0-6 credits   | 7-12 credits   | 13-18 credits   | N/A | Other   |
|----------------|---------------|----------------|-----------------|-----|---|
| Alabama        |               | 7-12 credits   |                 | N/A |   |
| Alaska         |               |                |                 |     | Still to be determined  |
| Arkansas       | 0 - 6 credits |                |                 |     |   |
| California     |               |                | 13 - 18 credits |     |   |
| Colorado       |               | 7 - 12 credits |                 |     |   |
| Connecticut    |               |                |                 | N/A |   |
| Delaware       | 0 - 6 credits |                |                 |     |   |
| Florida        |               | 7 - 12 credits |                 |     |   |
| Georgia        |               |                |                 | N/A |   |
| Hawaii         |               |                |                 | N/A |   |
| Idaho          |               | 7 - 12 credits |                 |     |   |
| Indiana        |               |                |                 | N/A |   |
| Iowa           |               |                |                 | N/A |   |
| Maryland       |               |                |                 | N/A |   |
| Massachusetts  | 0 - 6 credits |                |                 |     |   |
| Michigan       |               |                |                 | N/A |   |
| Minnesota      |               |                |                 | N/A |   |
| Missouri       |               |                |                 | N/A |   |
| Nebraska       |               |                |                 | N/A |   |
| Nevada         |               |                | 13 - 18 credits |     |   |
| New Jersey     |               |                |                 | N/A |   |
| New Mexico     |               |                |                 |     | Beginning 1/1/2011, we require 20 hours over two year period      |
| New York       |               |                |                 | N/A |   |
| North Carolina |               |                |                 | N/A |   |
| Ohio           |               | 7 - 12 credits |                 |     |   |
| Oregon         |               | 7 - 12 credits |                 |     |   |
| Pennsylvania   |               | 7 - 12 credits |                 |     |   |
| South Carolina |               |                |                 | N/A |   |
| Tennessee      |               |                |                 |     | 18 CEU's - 12 in foreign language and 6 general every three years |
| Texas          |               | 7 - 12 credits |                 |     |   |
| Utah           |               | 7 - 12 credits |                 |     |   |
| Vermont        |               |                |                 | N/A |   |
| Washington     |               | 7 - 12 credits |                 |     |   |
| Wisconsin      |               |                |                 | N/A |   |
| 0-6 credits    | 3             |                |                 |     |   |
| 7-12 credits   |               | 10             |                 |     |   |
| 13-18 credits  |               |                | 2               |     |   |
| N/A            |               |                |                 | 17  |   |
| Other          |               |                |                 |     | 3   |
|                |               |                |                 |     | 35  |



If yes to Q31, do certified interpreters in your state pay the full cost of continuing education?

| State          | Yes | No | N/A |
|----------------|-----|----|-----|
| Alabama        |     | No | N/A |
| Alaska         |     |    | N/A |
| Arkansas       | Yes |    |     |
| California     | Yes |    |     |
| Colorado       |     | No |     |
| Connecticut    |     |    | N/A |
| Delaware       | Yes |    |     |
| Florida        | Yes |    |     |
| Georgia        |     |    | N/A |
| Hawaii         |     |    | N/A |
| Idaho          | Yes |    |     |
| Indiana        |     |    | N/A |
| Iowa           |     |    | N/A |
| Maryland       |     |    | N/A |
| Massachusetts  | Yes |    |     |
| Michigan       |     |    | N/A |
| Minnesota      |     |    | N/A |
| Missouri       |     |    | N/A |
| Nebraska       |     |    | N/A |
| Nevada         | Yes |    |     |
| New Jersey     |     |    | N/A |
| New Mexico     | Yes |    |     |
| New York       |     |    | N/A |
| North Carolina | Yes |    |     |
| Ohio           |     | No |     |
| Oregon         | Yes |    |     |
| Pennsylvania   | Yes |    |     |
| South Carolina |     |    | N/A |
| Tennessee      | Yes |    |     |
| Texas          | Yes |    |     |
| Utah           | Yes |    |     |
| Vermont        |     |    | N/A |
| Washington     | Yes |    |     |
| Wisconsin      |     |    | N/A |

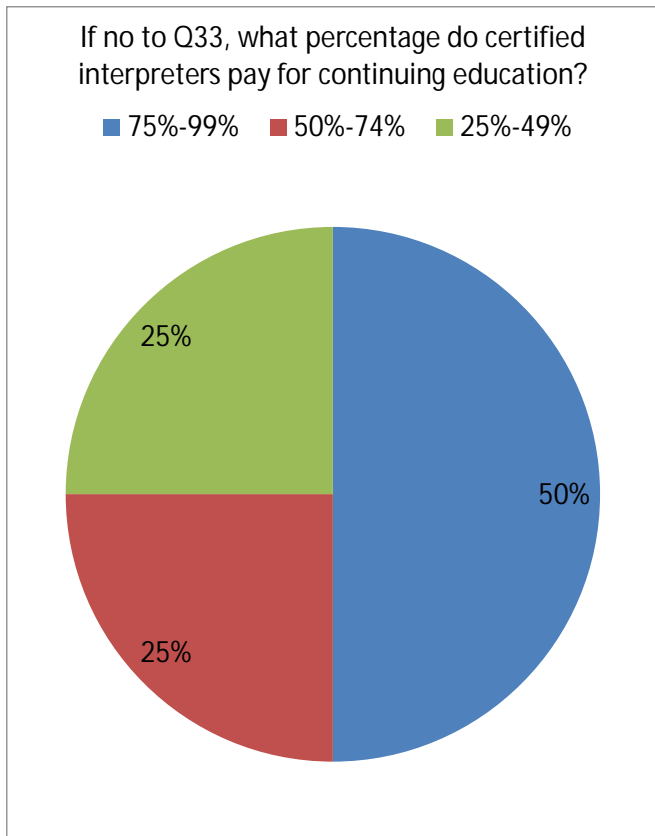


|     |    |
|-----|----|
| Yes | 15 |
| No  | 3  |
| N/A | 17 |
|     | 35 |

If no to Q33, what percentage do certified interpreters pay for continuing education?

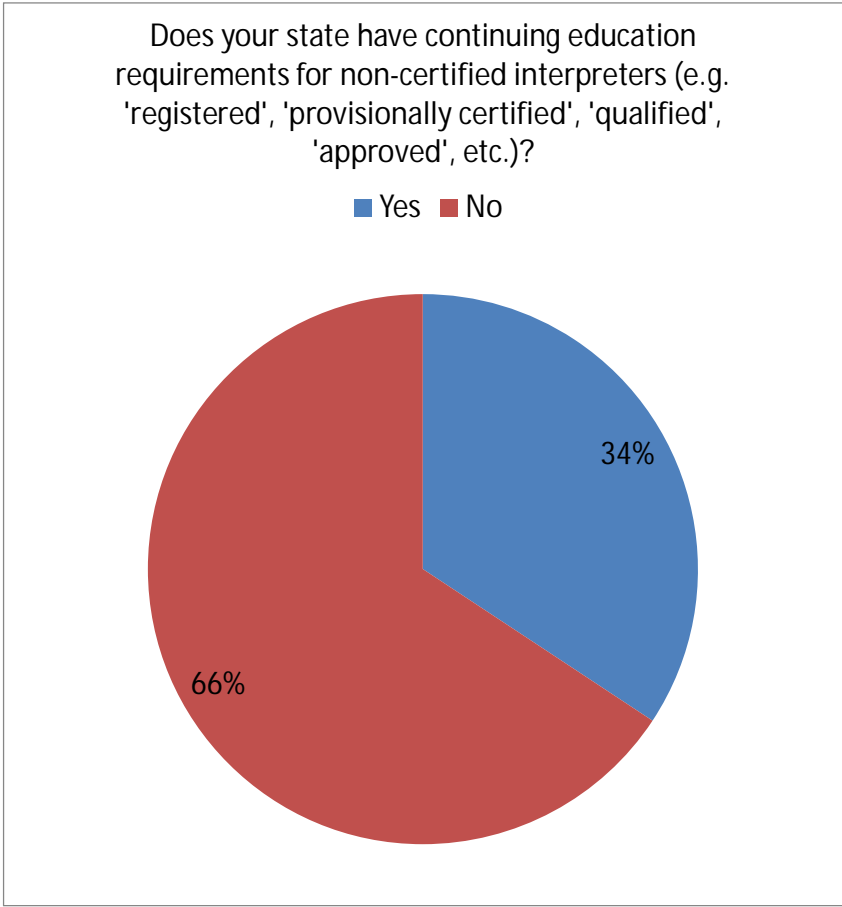
| State          | 75%-99%   | 50%-74%   | 25%-49%   | 0%-24% | N/A |
|----------------|-----------|-----------|-----------|--------|-----|
| Alabama        | 75%-99%   |           |           |        | N/A |
| Alaska         |           |           |           |        | N/A |
| Arkansas       |           |           |           |        | N/A |
| California     |           |           |           |        | N/A |
| Colorado       |           | 50% - 74% |           |        |     |
| Connecticut    |           |           |           |        | N/A |
| Delaware       |           |           |           |        | N/A |
| Florida        |           |           |           |        | N/A |
| Georgia        |           |           |           |        | N/A |
| Hawaii         |           |           |           |        | N/A |
| Idaho          |           |           |           |        | N/A |
| Indiana        |           |           |           |        | N/A |
| Iowa           |           |           |           |        | N/A |
| Maryland       |           |           |           |        | N/A |
| Massachusetts  |           |           |           |        | N/A |
| Michigan       |           |           |           |        | N/A |
| Minnesota      |           |           |           |        | N/A |
| Missouri       |           |           |           |        | N/A |
| Nebraska       |           |           |           |        | N/A |
| Nevada         |           |           |           |        | N/A |
| New Jersey     |           |           |           |        | N/A |
| New Mexico     |           |           |           |        | N/A |
| New York       |           |           |           |        | N/A |
| North Carolina | 75% - 99% |           |           |        |     |
| Ohio           |           |           | 25% - 49% |        |     |
| Oregon         |           |           |           |        | N/A |
| Pennsylvania   |           |           |           |        | N/A |
| South Carolina |           |           |           |        | N/A |
| Tennessee      |           |           |           |        | N/A |
| Texas          |           |           |           |        | N/A |
| Utah           |           |           |           |        | N/A |
| Vermont        |           |           |           |        | N/A |
| Washington     |           |           |           |        | N/A |
| Wisconsin      |           |           |           |        | N/A |

|         |    |
|---------|----|
| 75%-99% | 2  |
| 50%-74% | 1  |
| 25%-49% | 1  |
| 0%-24%  | 0  |
| N/A     | 31 |
|         | 35 |



Does your state have continuing education requirements for non-certified interpreters (e.g. 'registered', 'provisionally certified', 'qualified', 'approved', etc.)?

| State          | Yes | No |
|----------------|-----|----|
| Alabama        | Yes | No |
| Alaska         | Yes | No |
| Arkansas       | Yes | No |
| California     | Yes | No |
| Colorado       |     | No |
| Connecticut    |     | No |
| Delaware       | Yes |    |
| Florida        |     | No |
| Georgia        |     | No |
| Hawaii         |     | No |
| Idaho          |     | No |
| Indiana        |     | No |
| Iowa           |     | No |
| Maryland       |     | No |
| Massachusetts  | Yes |    |
| Michigan       |     | No |
| Minnesota      |     | No |
| Missouri       |     | No |
| Nebraska       |     | No |
| Nevada         | Yes |    |
| New Jersey     |     | No |
| New Mexico     | Yes |    |
| New York       |     | No |
| North Carolina |     | No |
| Ohio           | Yes |    |
| Oregon         | Yes |    |
| Pennsylvania   | Yes |    |
| South Carolina |     | No |
| Tennessee      | Yes |    |
| Texas          |     | No |
| Utah           |     | No |
| Vermont        |     | No |
| Washington     | Yes |    |
| Wisconsin      |     | No |

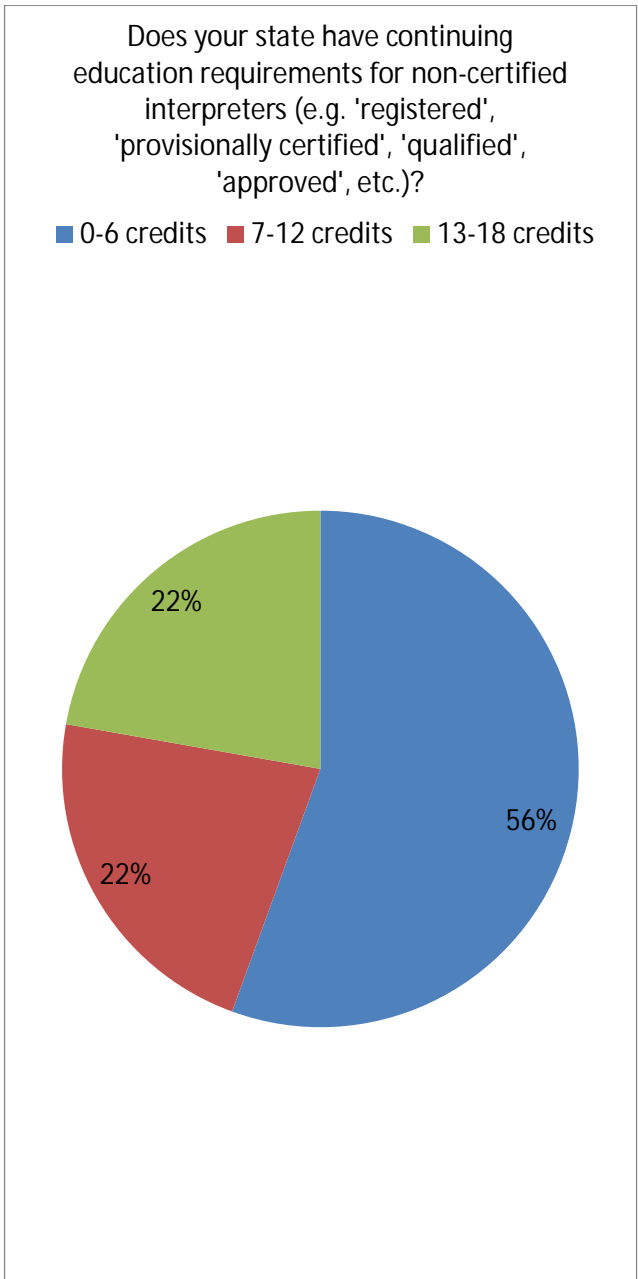


|     |    |
|-----|----|
| Yes | 12 |
| No  | 23 |
|     | 35 |



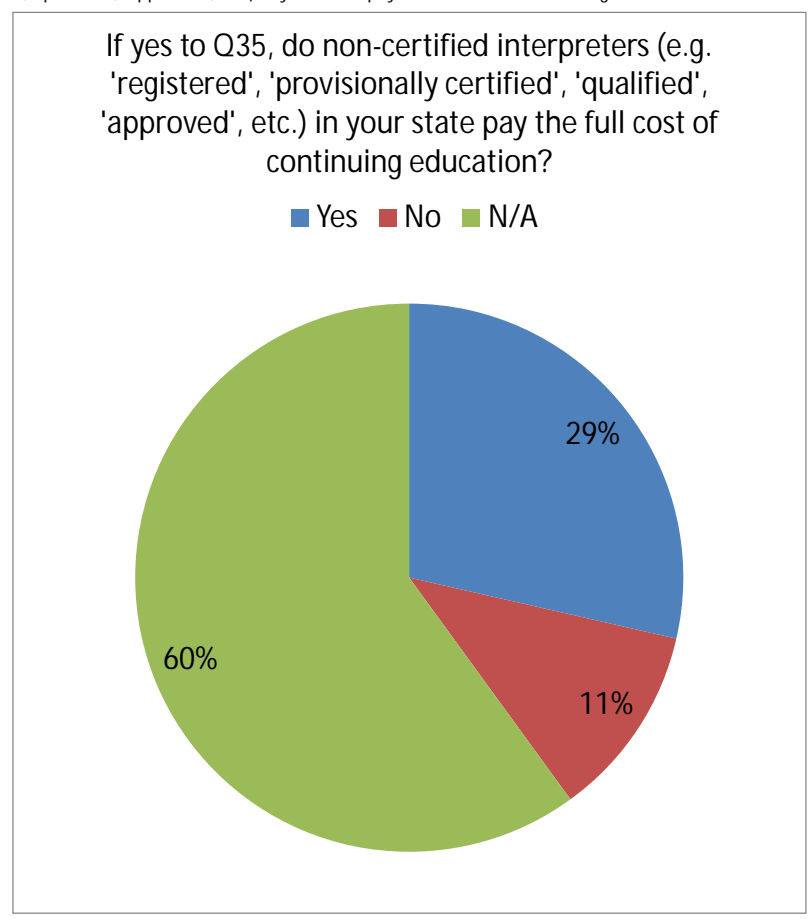
If yes to Q35, how many credits on average per year are non-certified interpreters (e.g. 'registered', 'provisionally certified', 'qualified', 'approved', etc.) required to complete?

| State          | 0-6 credits   | 7-12 credits   | 13-18 credits   | N/A | Other  |
|----------------|---------------|----------------|-----------------|-----|--|
| Alabama        | 0-6 credits   |                |                 | N/A |  |
| Alaska         |               |                |                 |     | Still to be determined   |
| Arkansas       |               |                |                 | N/A |  |
| California     |               |                | 13 - 18 credits |     |  |
| Colorado       |               |                |                 | N/A |  |
| Connecticut    |               |                |                 | N/A |  |
| Delaware       | 0 - 6 credits |                |                 |     |  |
| Florida        |               |                |                 | N/A |  |
| Georgia        |               |                |                 | N/A |  |
| Hawaii         |               |                |                 | N/A |  |
| Idaho          |               |                |                 | N/A |  |
| Indiana        |               |                |                 | N/A |  |
| Iowa           |               |                |                 | N/A |  |
| Maryland       |               |                |                 | N/A |  |
| Massachusetts  | 0 - 6 credits |                |                 |     |  |
| Michigan       |               |                |                 | N/A |  |
| Minnesota      |               |                |                 | N/A |  |
| Missouri       |               |                |                 | N/A |  |
| Nebraska       |               |                |                 | N/A |  |
| Nevada         |               |                | 13 - 18 credits |     |  |
| New Jersey     |               |                |                 | N/A |  |
| New Mexico     |               |                |                 |     | Continuing education for non-certified, but registered interpreters (Justice System Interpreters) in NM are the same as for certified interpreters |
| New York       |               |                |                 | N/A |  |
| North Carolina |               |                |                 | N/A |  |
| Ohio           |               | 7 - 12 credits |                 |     |  |
| Oregon         | 0 - 6 credits |                |                 |     |  |
| Pennsylvania   |               | 7 - 12 credits |                 |     |  |
| South Carolina |               |                |                 | N/A |  |
| Tennessee      |               |                |                 |     | See #32  |
| Texas          |               |                |                 | N/A |  |
| Utah           |               |                |                 | N/A |  |
| Vermont        |               |                |                 | N/A |  |
| Washington     | 0 - 6 credits |                |                 |     |  |
| Wisconsin      |               |                |                 | N/A |  |
| 0-6 credits    | 5             |                |                 |     |  |
| 7-12 credits   | 2             |                |                 |     |  |
| 13-18 credits  | 2             |                |                 |     |  |
| N/A            | 23            |                |                 |     |  |
| Other          | 3             |                |                 |     |  |
|                | 35            |                |                 |     |  |



If yes to Q35, do non-certified interpreters (e.g. 'registered', 'provisionally certified', 'qualified', 'approved', etc.) in your state pay the full cost of continuing education?

| State          | Yes | No | N/A |
|----------------|-----|----|-----|
| Alabama        | Yes |    | N/A |
| Alaska         |     | No |     |
| Arkansas       |     |    | N/A |
| California     | Yes |    |     |
| Colorado       |     |    | N/A |
| Connecticut    |     |    | N/A |
| Delaware       | Yes |    |     |
| Florida        |     |    | N/A |
| Georgia        |     |    | N/A |
| Hawaii         |     |    | N/A |
| Idaho          |     |    | N/A |
| Indiana        |     | No |     |
| Iowa           |     |    | N/A |
| Maryland       |     |    | N/A |
| Massachusetts  | Yes |    |     |
| Michigan       |     |    | N/A |
| Minnesota      |     |    | N/A |
| Missouri       |     |    | N/A |
| Nebraska       |     |    | N/A |
| Nevada         | Yes |    |     |
| New Jersey     |     |    | N/A |
| New Mexico     | Yes |    |     |
| New York       |     |    | N/A |
| North Carolina |     |    | N/A |
| Ohio           |     | No |     |
| Oregon         | Yes |    |     |
| Pennsylvania   | Yes |    |     |
| South Carolina |     | No |     |
| Tennessee      | Yes |    |     |
| Texas          |     |    | N/A |
| Utah           |     |    | N/A |
| Vermont        |     |    | N/A |
| Washington     | Yes |    |     |
| Wisconsin      |     |    | N/A |

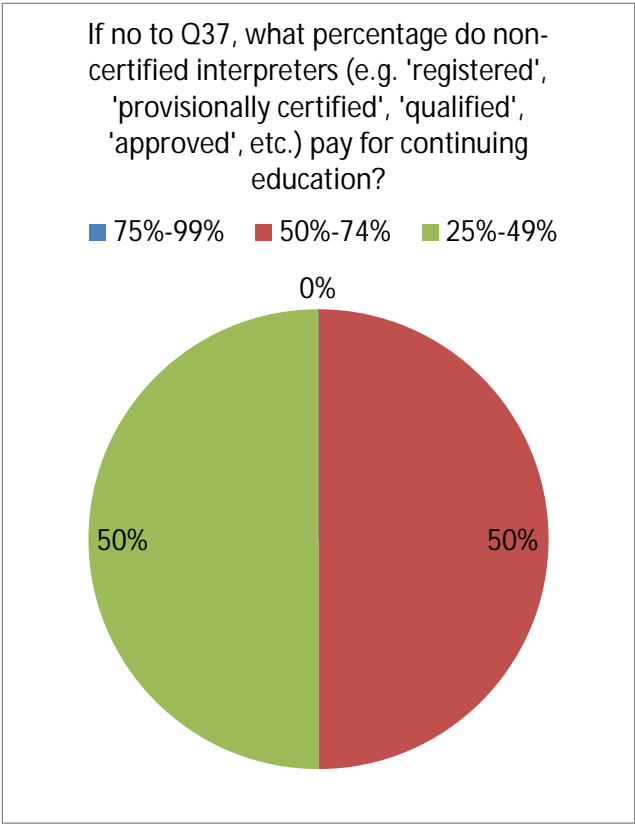


|     |    |
|-----|----|
| Yes | 10 |
| No  | 4  |
| N/A | 21 |
|     | 35 |

If no to Q37, what percentage do non-certified interpreters (e.g. 'registered', 'provisionally certified', 'qualified', 'approved', etc.) pay for continuing education?

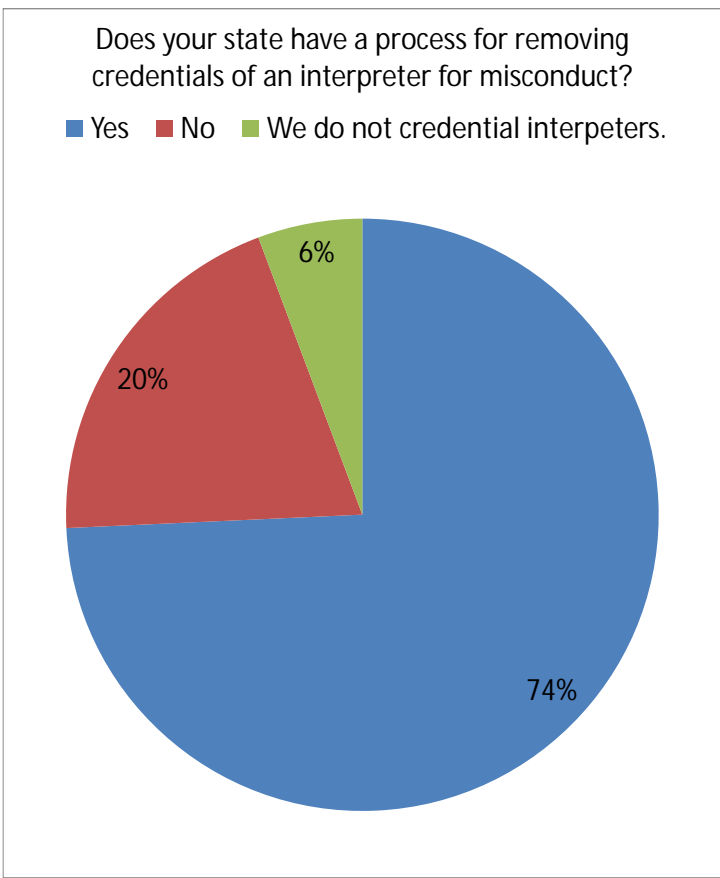
| State          | 75%-99% | 50%-74% | 25%-49%   | 0%-24% | N/A |
|----------------|---------|---------|-----------|--------|-----|
| Alabama        |         |         |           |        | N/A |
| Alaska         |         |         |           |        | N/A |
| Arkansas       |         |         |           |        | N/A |
| California     |         |         |           |        | N/A |
| Colorado       |         |         |           |        | N/A |
| Connecticut    |         |         |           |        | N/A |
| Delaware       |         |         |           |        | N/A |
| Florida        |         |         |           |        | N/A |
| Georgia        |         |         |           |        | N/A |
| Hawaii         |         |         |           |        | N/A |
| Idaho          |         |         |           |        | N/A |
| Indiana        |         |         |           |        | N/A |
| Iowa           |         |         |           |        | N/A |
| Maryland       |         |         |           |        | N/A |
| Massachusetts  |         |         |           |        | N/A |
| Michigan       |         |         |           |        | N/A |
| Minnesota      |         |         |           |        | N/A |
| Missouri       |         |         |           |        | N/A |
| Nebraska       |         |         |           |        | N/A |
| Nevada         |         |         |           |        | N/A |
| New Jersey     |         |         |           |        | N/A |
| New Mexico     |         |         |           |        | N/A |
| New York       |         |         |           |        | N/A |
| North Carolina |         |         |           |        | N/A |
| Ohio           |         |         | 25% - 49% |        | N/A |
| Oregon         |         |         |           |        | N/A |
| Pennsylvania   |         |         |           |        | N/A |
| South Carolina |         |         |           |        | N/A |
| Tennessee      |         |         |           |        | N/A |
| Texas          |         |         |           |        | N/A |
| Utah           |         |         |           |        | N/A |
| Vermont        |         |         |           |        | N/A |
| Washington     |         |         |           |        | N/A |
| Wisconsin      |         |         |           |        | N/A |

|         |    |
|---------|----|
| 75%-99% | 0  |
| 50%-74% | 1  |
| 25%-49% | 1  |
| 0%-24%  | 0  |
| N/A     | 33 |



Does your state have a process for removing credentials of an interpreter for misconduct?

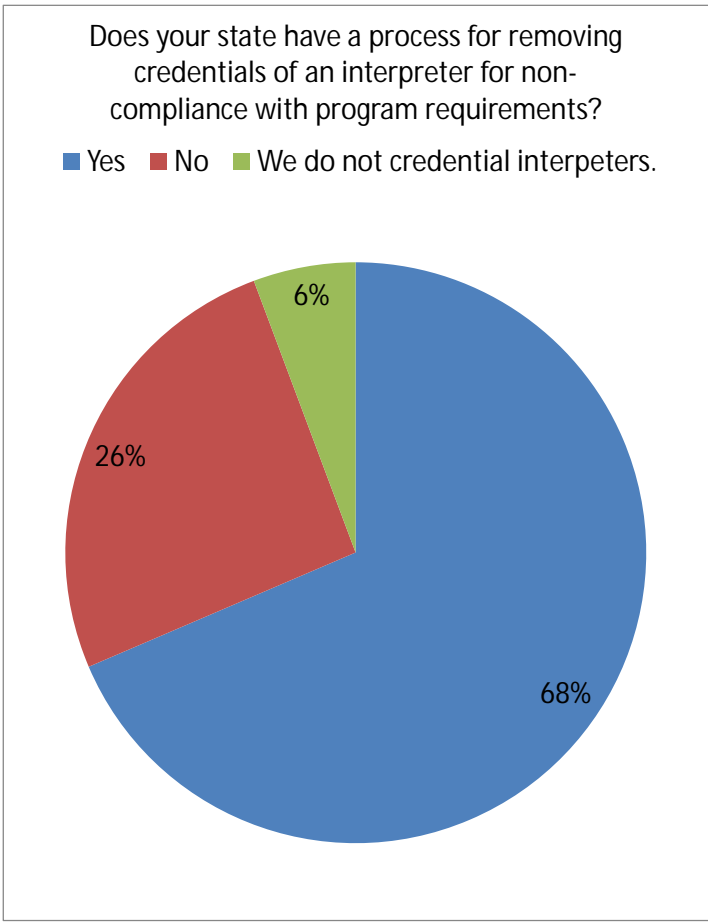
| State          | Yes | No | We do not credential interpreters. |
|----------------|-----|----|------------------------------------|
| Alabama        | Yes |    |                                    |
| Alaska         |     |    | We do not credential interpreters. |
| Arkansas       | Yes |    |                                    |
| California     |     | No |                                    |
| Colorado       | Yes |    |                                    |
| Connecticut    |     | No |                                    |
| Delaware       | Yes |    |                                    |
| Florida        | Yes |    |                                    |
| Georgia        | Yes |    |                                    |
| Hawaii         |     | No |                                    |
| Idaho          | Yes |    |                                    |
| Indiana        | Yes |    |                                    |
| Iowa           | Yes |    |                                    |
| Maryland       | Yes |    |                                    |
| Massachusetts  | Yes |    |                                    |
| Michigan       |     | No |                                    |
| Minnesota      | Yes |    |                                    |
| Missouri       | Yes |    |                                    |
| Nebraska       | Yes |    |                                    |
| Nevada         | Yes |    |                                    |
| New Jersey     |     | No |                                    |
| New Mexico     | Yes |    |                                    |
| New York       |     | No |                                    |
| North Carolina | Yes |    |                                    |
| Ohio           | Yes |    |                                    |
| Oregon         | Yes |    |                                    |
| Pennsylvania   | Yes |    |                                    |
| South Carolina |     | No |                                    |
| Tennessee      | Yes |    |                                    |
| Texas          | Yes |    |                                    |
| Utah           | Yes |    |                                    |
| Vermont        |     |    | We do not credential interpreters. |
| Washington     | Yes |    |                                    |
| Wisconsin      | Yes |    |                                    |



Yes 26  
 No 7  
 We do not credential interpreters. 2  
 35

Does your state have a process for removing credentials of an interpreter for non-compliance with program requirements?

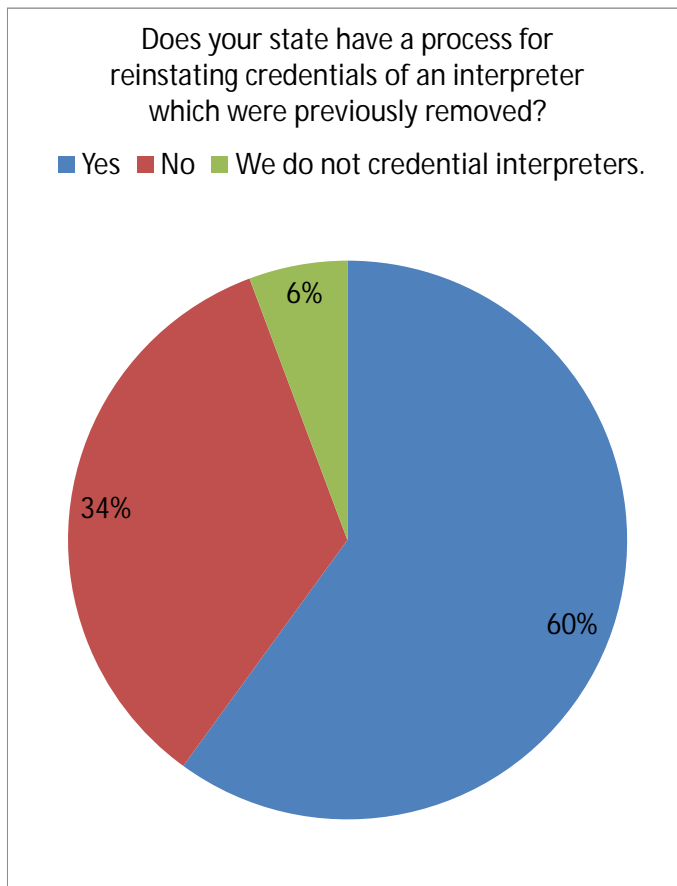
| State          | Yes | No | We do not credential interpreters. |
|----------------|-----|----|------------------------------------|
| Alabama        | Yes |    |                                    |
| Alaska         |     |    | We do not credential interpreters. |
| Arkansas       |     | No |                                    |
| California     | Yes |    |                                    |
| Colorado       | Yes |    |                                    |
| Connecticut    |     | No |                                    |
| Delaware       | Yes |    |                                    |
| Florida        | Yes |    |                                    |
| Georgia        | Yes |    |                                    |
| Hawaii         |     | No |                                    |
| Idaho          | Yes |    |                                    |
| Indiana        | Yes |    |                                    |
| Iowa           |     | No |                                    |
| Maryland       | Yes |    |                                    |
| Massachusetts  | Yes |    |                                    |
| Michigan       |     | No |                                    |
| Minnesota      | Yes |    |                                    |
| Missouri       |     | No |                                    |
| Nebraska       |     | No |                                    |
| Nevada         | Yes |    |                                    |
| New Jersey     |     | No |                                    |
| New Mexico     | Yes |    |                                    |
| New York       |     | No |                                    |
| North Carolina | Yes |    |                                    |
| Ohio           | Yes |    |                                    |
| Oregon         | Yes |    |                                    |
| Pennsylvania   | Yes |    |                                    |
| South Carolina |     | No |                                    |
| Tennessee      | Yes |    |                                    |
| Texas          | Yes |    |                                    |
| Utah           | Yes |    |                                    |
| Vermont        |     |    | We do not credential interpreters. |
| Washington     | Yes |    |                                    |
| Wisconsin      | Yes |    |                                    |



|                                    |    |
|------------------------------------|----|
| Yes                                | 24 |
| No                                 | 9  |
| We do not credential interpreters. | 2  |
|                                    | 35 |

Does your state have a process for reinstating credentials of an interpreter which were previously removed?

| State          | Yes | No | We do not credential interpreters. |
|----------------|-----|----|------------------------------------|
| Alabama        | Yes |    |                                    |
| Alaska         |     |    | We do not credential interpreters. |
| Arkansas       | Yes |    |                                    |
| California     | Yes |    |                                    |
| Colorado       | Yes |    |                                    |
| Connecticut    |     | No |                                    |
| Delaware       | Yes |    |                                    |
| Florida        | Yes |    |                                    |
| Georgia        | Yes |    |                                    |
| Hawaii         |     | No |                                    |
| Idaho          | Yes |    |                                    |
| Indiana        | Yes |    |                                    |
| Iowa           |     | No |                                    |
| Maryland       | Yes |    |                                    |
| Massachusetts  | Yes |    |                                    |
| Michigan       |     | No |                                    |
| Minnesota      | Yes |    |                                    |
| Missouri       | Yes |    |                                    |
| Nebraska       |     | No |                                    |
| Nevada         | Yes |    |                                    |
| New Jersey     |     | No |                                    |
| New Mexico     | Yes |    |                                    |
| New York       |     | No |                                    |
| North Carolina |     | No |                                    |
| Ohio           |     | No |                                    |
| Oregon         |     | No |                                    |
| Pennsylvania   | Yes |    |                                    |
| South Carolina |     | No |                                    |
| Tennessee      |     | No |                                    |
| Texas          | Yes |    |                                    |
| Utah           | Yes |    |                                    |
| Vermont        |     |    | We do not credential interpreters. |
| Washington     | Yes |    |                                    |
| Wisconsin      | Yes |    |                                    |

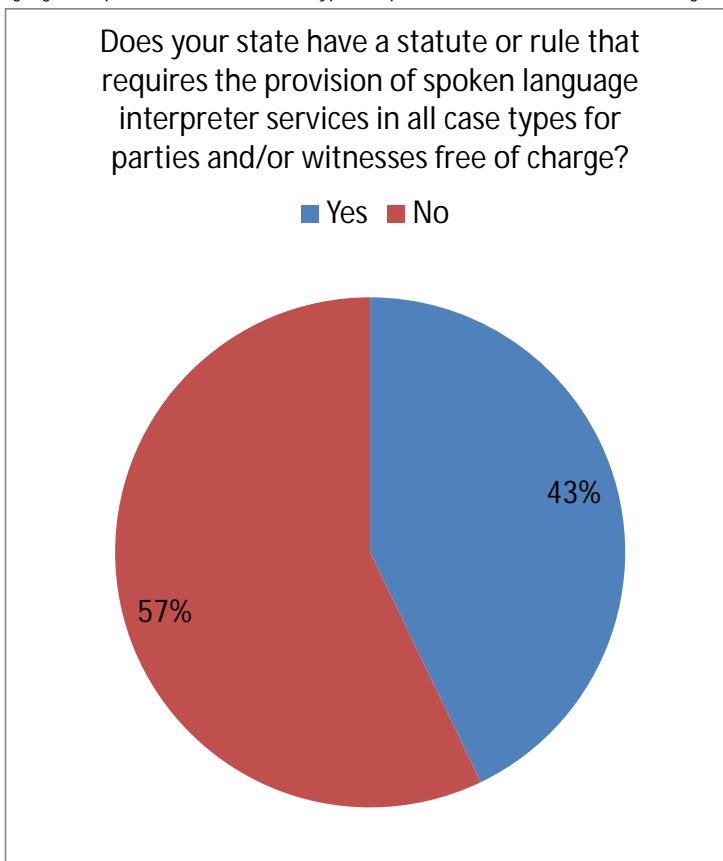


|                                    |    |
|------------------------------------|----|
| Yes                                | 21 |
| No                                 | 12 |
| We do not credential interpreters. | 2  |
|                                    | 35 |

Does your state have a statute or rule that requires the provision of spoken language interpreter services in all case types for parties and/or witnesses free of charge?

| State          | Yes | No |
|----------------|-----|----|
| Alabama        |     | No |
| Alaska         |     | No |
| Arkansas       |     | No |
| California     | Yes |    |
| Colorado       |     | No |
| Connecticut    |     | No |
| Delaware       |     | No |
| Florida        |     | No |
| Georgia        |     | No |
| Hawaii         |     | No |
| Idaho          | Yes |    |
| Indiana        | Yes |    |
| Iowa           |     | No |
| Maryland       | Yes |    |
| Massachusetts  | Yes |    |
| Michigan       |     | No |
| Minnesota      | Yes |    |
| Missouri       |     | No |
| Nebraska       | Yes |    |
| Nevada         |     | No |
| New Jersey     | Yes |    |
| New Mexico     | Yes |    |
| New York       | Yes |    |
| North Carolina |     | No |
| Ohio           |     | No |
| Oregon         | Yes |    |
| Pennsylvania   | Yes |    |
| South Carolina |     | No |
| Tennessee      |     | No |
| Texas          |     | No |
| Utah           |     | No |
| Vermont        | Yes |    |
| Washington     |     | No |
| Wisconsin      | Yes |    |

|     |    |
|-----|----|
| Yes | 15 |
| No  | 20 |
|     | 35 |

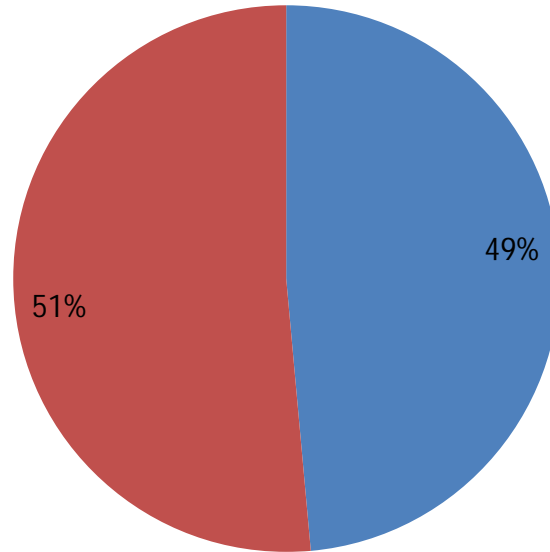


Does your state have a statute or rule that requires the provision of spoken language interpreter services for victims and/or families of victims?

| State          | Yes | No |
|----------------|-----|----|
| Alabama        | Yes |    |
| Alaska         | Yes | No |
| Arkansas       | Yes |    |
| California     | Yes |    |
| Colorado       | Yes |    |
| Connecticut    |     | No |
| Delaware       |     | No |
| Florida        | Yes |    |
| Georgia        | Yes |    |
| Hawaii         |     | No |
| Idaho          |     | No |
| Indiana        | Yes |    |
| Iowa           | Yes |    |
| Maryland       |     | No |
| Massachusetts  | Yes |    |
| Michigan       |     | No |
| Minnesota      |     | No |
| Missouri       |     | No |
| Nebraska       | Yes |    |
| Nevada         | Yes |    |
| New Jersey     |     | No |
| New Mexico     |     | No |
| New York       | Yes |    |
| North Carolina | Yes |    |
| Ohio           |     | No |
| Oregon         |     | No |
| Pennsylvania   | Yes |    |
| South Carolina |     | No |
| Tennessee      |     | No |
| Texas          |     | No |
| Utah           |     | No |
| Vermont        | Yes |    |
| Washington     |     | No |
| Wisconsin      | Yes |    |

Does your state have a statute or rule that requires the provision of spoken language interpreter services for victims and/or families of victims?

■ Yes ■ No

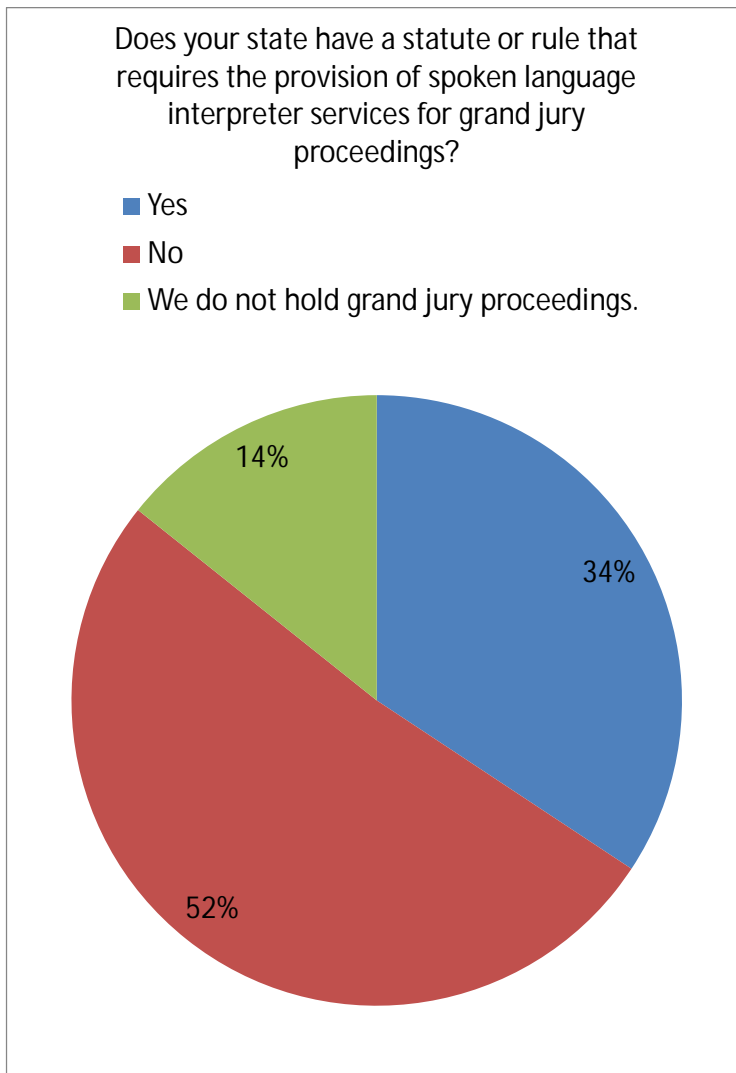


|     |    |
|-----|----|
| Yes | 17 |
| No  | 18 |
|     | 35 |



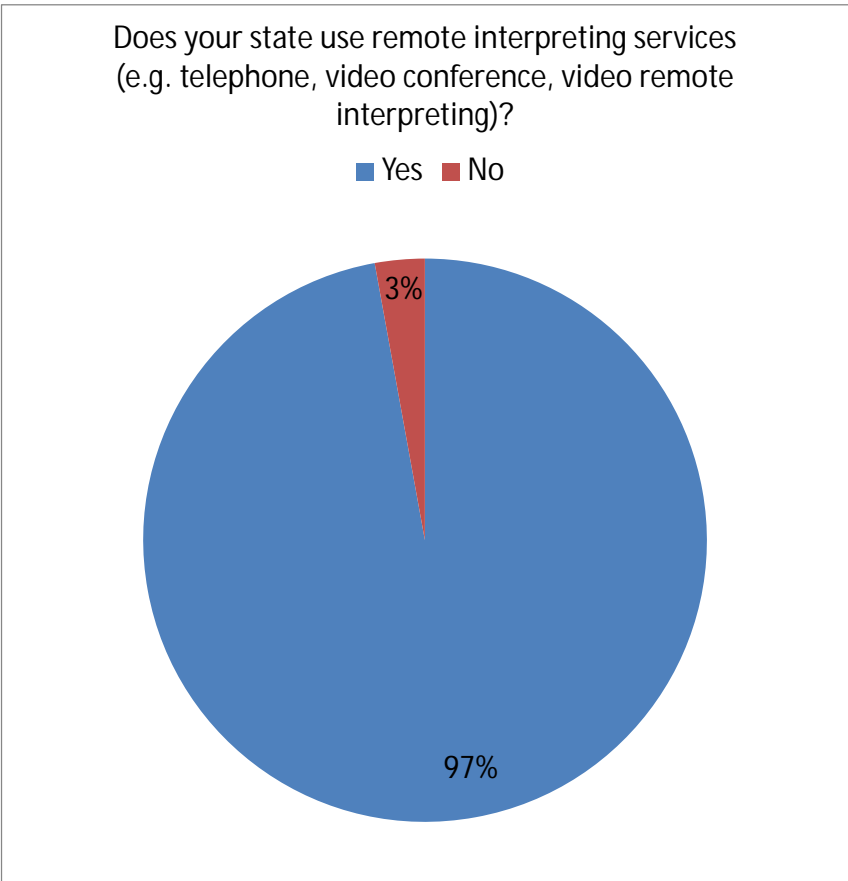
Does your state have a statute or rule that requires the provision of spoken language interpreter services for grand jury proceedings?

| State                                  | Yes | No | We do not hold grand jury proceedings. |
|--|-----|----|--|
| Alabama                                | Yes |    |  |
| Alaska                                 |     |    | We do not hold grand jury proceedings. |
| Arkansas                               |     |    | We do not hold grand jury proceedings. |
| California                             |     | No |  |
| Colorado                               |     | No |  |
| Connecticut                            |     |    | We do not hold grand jury proceedings. |
| Delaware                               |     | No |  |
| Florida                                |     | No |  |
| Georgia                                | Yes |    |  |
| Hawaii                                 |     | No |  |
| Idaho                                  |     | No |  |
| Indiana                                | Yes |    |  |
| Iowa                                   | Yes |    |  |
| Maryland                               | Yes |    |  |
| Massachusetts                          | Yes |    |  |
| Michigan                               |     | No |  |
| Minnesota                              |     | No |  |
| Missouri                               | Yes |    |  |
| Nebraska                               | Yes |    |  |
| Nevada                                 |     | No |  |
| New Jersey                             | Yes |    |  |
| New Mexico                             | Yes |    |  |
| New York                               |     | No |  |
| North Carolina                         |     | No |  |
| Ohio                                   |     | No |  |
| Oregon                                 |     | No |  |
| Pennsylvania                           |     | No |  |
| South Carolina                         |     | No |  |
| Tennessee                              |     | No |  |
| Texas                                  |     | No |  |
| Utah                                   |     | No |  |
| Vermont                                | Yes |    |  |
| Washington                             |     |    | We do not hold grand jury proceedings. |
| Wisconsin                              |     |    | We do not hold grand jury proceedings. |
| Yes                                    | 12  |    |  |
| No                                     |     | 18 |  |
| We do not hold grand jury proceedings. |     |    | 5                                      |



Does your state use remote interpreting services (e.g. telephone, video conference, video remote interpreting)?

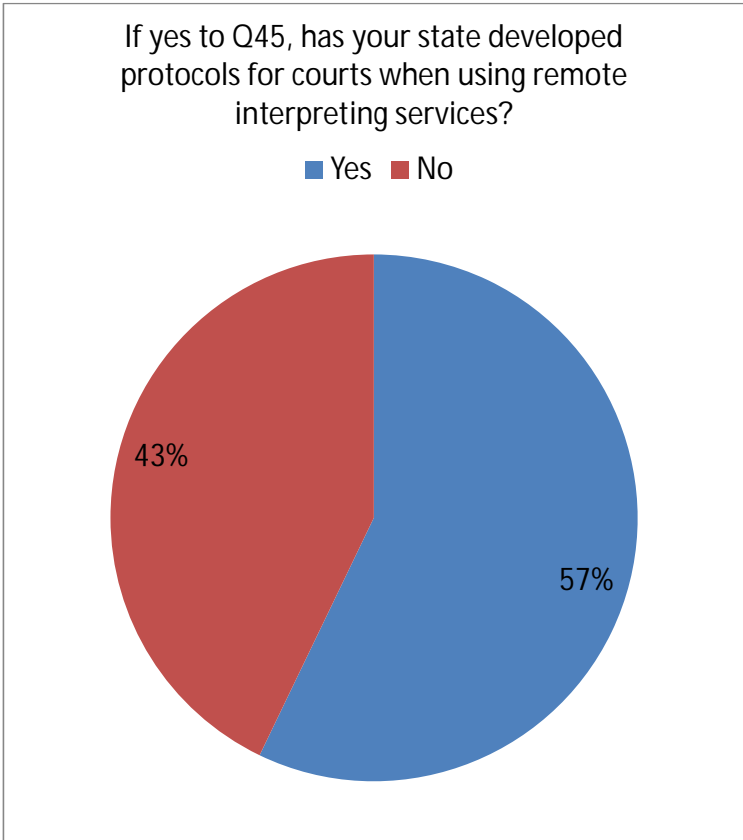
| State          | Yes | No |
|----------------|-----|----|
| Alabama        | Yes |    |
| Alaska         | Yes |    |
| Arkansas       | Yes |    |
| California     | Yes |    |
| Colorado       | Yes |    |
| Connecticut    | Yes |    |
| Delaware       | Yes |    |
| Florida        | Yes |    |
| Georgia        | Yes |    |
| Hawaii         | Yes |    |
| Idaho          | Yes |    |
| Indiana        | Yes |    |
| Iowa           | Yes |    |
| Maryland       | Yes |    |
| Massachusetts  | Yes |    |
| Michigan       | Yes |    |
| Minnesota      | Yes |    |
| Missouri       | Yes |    |
| Nebraska       | Yes |    |
| Nevada         | Yes |    |
| New Jersey     | Yes |    |
| New Mexico     | Yes |    |
| New York       | Yes |    |
| North Carolina | Yes |    |
| Ohio           | Yes |    |
| Oregon         | Yes |    |
| Pennsylvania   | Yes |    |
| South Carolina | Yes |    |
| Tennessee      | Yes |    |
| Texas          | Yes |    |
| Utah           | Yes |    |
| Vermont        | Yes |    |
| Washington     | Yes |    |
| Wisconsin      | Yes |    |



|     |    |
|-----|----|
| Yes | 34 |
| No  | 1  |
|     | 35 |

If yes to Q45, has your state developed protocols for courts when using remote interpreting services?

| State          | Yes | No |
|----------------|-----|----|
| Alabama        | Yes | No |
| Alaska         | Yes | No |
| Arkansas       | Yes | No |
| California     | Yes | No |
| Colorado       | Yes | No |
| Connecticut    | Yes | No |
| Delaware       | Yes | No |
| Florida        | Yes | No |
| Georgia        | Yes | No |
| Hawaii         | Yes | No |
| Idaho          | Yes | No |
| Indiana        | Yes | No |
| Iowa           | Yes | No |
| Maryland       | Yes | No |
| Massachusetts  | Yes | No |
| Michigan       | Yes | No |
| Minnesota      | Yes | No |
| Missouri       | Yes | No |
| Nebraska       | Yes | No |
| Nevada         | Yes | No |
| New Jersey     | Yes | No |
| New Mexico     | Yes | No |
| New York       | Yes | No |
| North Carolina | Yes | No |
| Ohio           | Yes | No |
| Oregon         | Yes | No |
| Pennsylvania   | Yes | No |
| South Carolina | Yes | No |
| Tennessee      | Yes | No |
| Texas          | Yes | No |
| Utah           | Yes | No |
| Vermont        | Yes | No |
| Washington     | Yes | No |
| Wisconsin      | Yes | No |




|     |    |
|-----|----|
| Yes | 20 |
| No  | 15 |

What are your states five most commonly requested languages? \*If not enough data to determine, please enter 'not enough data' in line 0

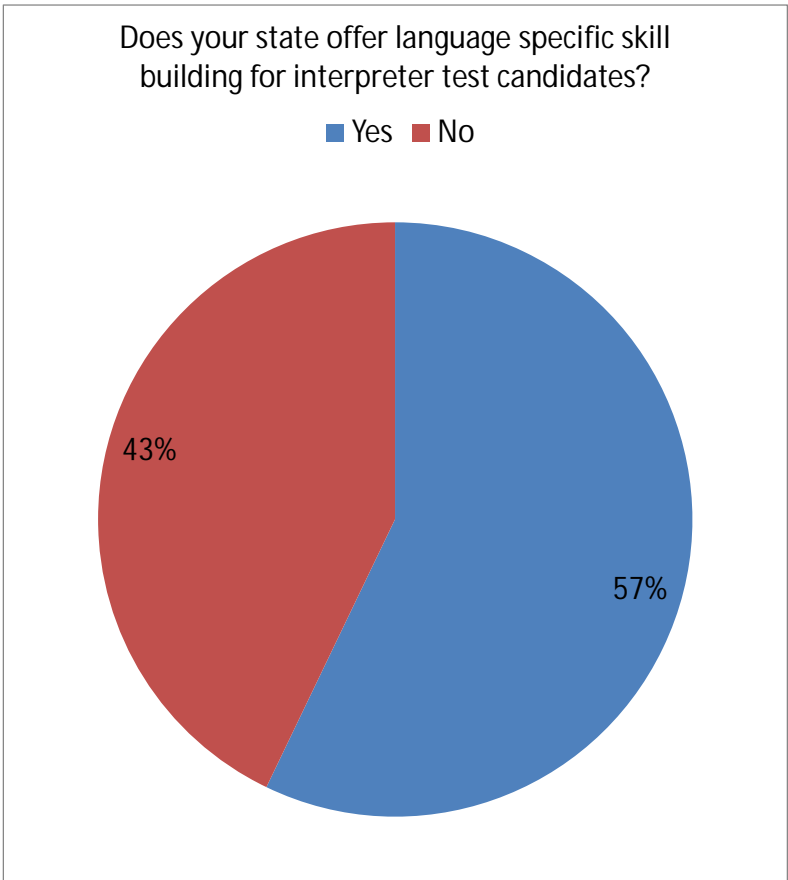
| State          | 0  | 1          | 2              | 3            | 4              | 5                       |
|----------------|--|------------|----------------|--------------|----------------|-------------------------|
| Alabama        | no enough data   | Spanish    |                |              |                |                         |
| Alaska         |  | Spanish    | Russian        | Tagalog      | Korean         | Alaska Native Languages |
| Arkansas       |  | Spanish    | ASL            | Marshallese  | Vietnamese     | Lao                     |
| California     |  | Spanish    | Vietnamese     | Korean       | Mandarin       | Russian                 |
| Colorado       |  | Somali     | Korean         | Vietnamese   | Russian        | Spanish                 |
| Connecticut    |  | Spanish    | Portuguese     | Polish       | Vietnamese     | Haitian Creole          |
| Delaware       |  | Spanish    | Haitian Creole | Korean       | Russian        | Mandarin                |
| Florida        |  | Spanish    | Haitian Creole | Portuguese   | French         |                         |
| Georgia        |  | Spanish    | Mandarin       | Cantoese     | Korean         |                         |
| Hawaii         |  | Chuukese   | Ilokano        | Spanish      | Vietnamese     | Korean                  |
| Idaho          |  | Spanish    | Russian        | Bosnian      | Sign Language  |                         |
| Indiana        |  | Korean     | Vietnamese     | Mandarin     | Burmese        | Spanish                 |
| Iowa           | not enough data  | Spanish    |                |              |                |                         |
| Maryland       | Spanish  | ASL        | Mandarin       | Korean       | Cantonese      | Russian                 |
| Massachusetts  |  | Spanish    | Portuguese     | Cape Verdean | Vietnamese     | Haitian Creole          |
| Michigan       | 0 = not enough data  |            |                |              |                |                         |
| Minnesota      |  | Spanish    | Somali         | Hmong        | ASL            | Vietnamese/Russian      |
| Missouri       |  | Spanish    | Vietnamese     | Bosnian      | Micronesian    | Russian                 |
| Nebraska       |  | Spanish    | Arabic         | ASL          | Nuer           | Vietnamese/Russian      |
| Nevada         | 0 = not enough data  |            |                |              |                |                         |
| New Jersey     | Spanish  | Portuguese | Polish         | Korean       | ASL            | Haitian Creole          |
| New Mexico     |  | Spanish    | ASL            | Vietnamese   | Navajo         |                         |
| New York       |  | Spanish    | Mandarin       | Russian      | Haitian Creole | Cantonese               |
| North Carolina |  | Spanish    | Vietnamese     | Russian      | Burmese        | French                  |
| Ohio           |  | Spanish    | ASL            | Somali       | Russian        | Arabic                  |
| Oregon         |  | Spanish    | Russian        | Vietnamese   | Mandarin       | Chuukese                |
| Pennsylvania   |  | Spanish    | ASL            | Chinese      | Russian        | Vietnamese              |
| South Carolina |  | Spanish    | ASL            |              |                |                         |
| Tennessee      | 1 = Not enough data, but Spanish is definitely the #1 requested language. Most likely Korean, Vietnamese and Arabic next but no current data available |            |                |              |                |                         |
| Texas          |  | Spanish    | Vietnamese     | Mandarin     | French         | Portuguese              |
| Utah           |  | Spanish    | ASL            | Vietnamese   | Arabic         | Tongan                  |
| Vermont        |  | Spanish    | French         | Somali       | Vietnamese     | Bosnian                 |
| Washington     |  | Spanish    | Russian        | Vietnamese   | ASL            | Korean                  |
| Wisconsin      |  | Spanish    | Hmong          | ASL          | Russian        | Mandarin                |
| Spanish        | 25   |            |                |              |                |                         |
| Vietnamese     | 15   |            |                |              |                |                         |
| Russian        | 14   |            |                |              |                |                         |
| ASL            | 12   |            |                |              |                |                         |
| Koren          | 8  |            |                |              |                |                         |

What are your states five most commonly requested languages?



Does your state offer language specific skill building for interpreter test candidates?

| State          | Yes | No |
|----------------|-----|----|
| Alabama        | Yes | No |
| Alaska         | Yes | No |
| Arkansas       | Yes | No |
| California     |     | No |
| Colorado       |     | No |
| Connecticut    | Yes |    |
| Delaware       |     | No |
| Florida        |     | No |
| Georgia        | Yes |    |
| Hawaii         |     | No |
| Idaho          | Yes |    |
| Indiana        | Yes |    |
| Iowa           |     | No |
| Maryland       | Yes |    |
| Massachusetts  | Yes |    |
| Michigan       |     | No |
| Minnesota      | Yes |    |
| Missouri       | Yes |    |
| Nebraska       | Yes |    |
| Nevada         | Yes |    |
| New Jersey     |     | No |
| New Mexico     | Yes |    |
| New York       |     | No |
| North Carolina | Yes |    |
| Ohio           | Yes |    |
| Oregon         | Yes |    |
| Pennsylvania   | Yes |    |
| South Carolina |     | No |
| Tennessee      |     | No |
| Texas          |     | No |
| Utah           |     | No |
| Vermont        |     | No |
| Washington     | Yes |    |
| Wisconsin      | Yes |    |



|     |    |
|-----|----|
| Yes | 20 |
| No  | 15 |
|     | 35 |

If yes to Q48, which languages?

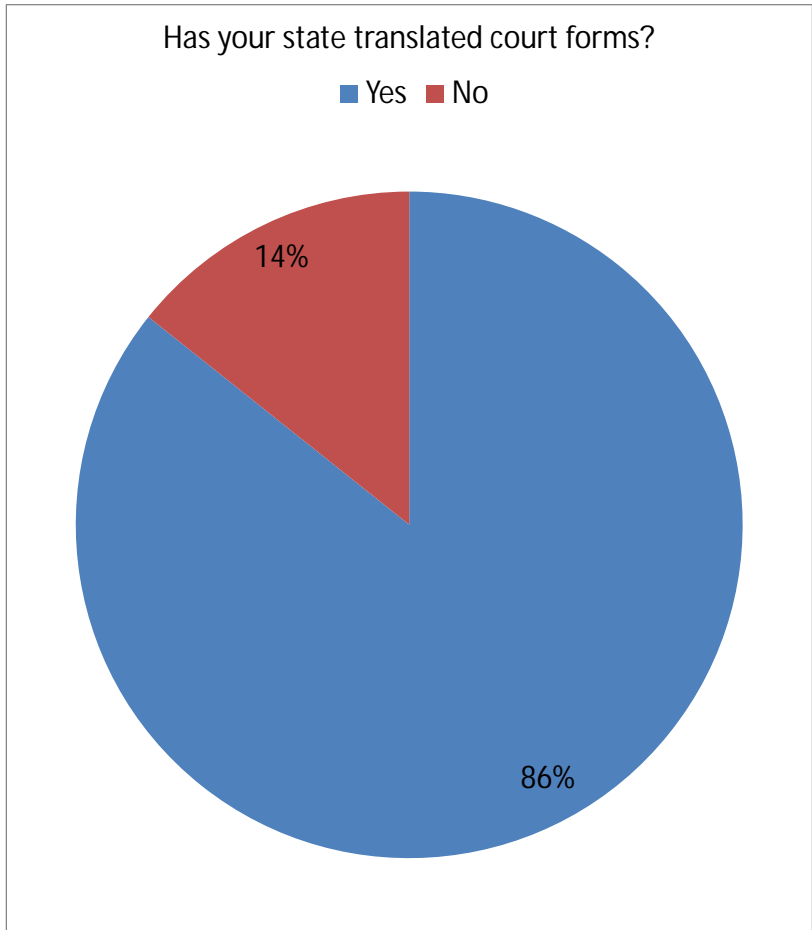
| State          | Language   |
|----------------|--|
|                | N/A  |
| Alabama        | N/A  |
| Alaska         | 1-4  |
| Arkansas       | Spanish  |
| California     | NA   |
| Colorado       | NA   |
| Connecticut    | Particularly for Spanish and Portuguese, but we also offer language neutral training for other languages   |
| Delaware       | N/A  |
| Florida        | N/A  |
| Georgia        | Spanish  |
| Hawaii         | N/A  |
| Idaho          | Spanish  |
| Indiana        | Spanish and Language   |
| Iowa           | N/A  |
| Maryland       | Spanish, Russian, Mandarin   |
| Massachusetts  | Multiple languages but Spanish, Portuguese, CV   |
| Michigan       | N/A  |
| Minnesota      | Spanish and Language Neutral   |
| Missouri       | Spanish  |
| Nebraska       | Spanish  |
| Nevada         | Spanish  |
| New Jersey     | N/A  |
| New Mexico     | We provide language neutral skills building workshop and a combination of language neutral/language specific skills building through NM Ctr for Language |
| New York       | N/A  |
| North Carolina | Spanish  |
| Ohio           | Spanish  |
| Oregon         | All  |
| Pennsylvania   | Spanish, All other languages combined  |
| South Carolina | no   |
| Tennessee      | n/a -did have some ARRA grant funds to provide for some skills building courses, but not recurring monies.   |
| Texas          | none   |
| Utah           | N/A  |
| Vermont        | N/A  |
| Washington     | Spanish, Russian, Korean, Cantonese, Mandarin, Lao, Vietnamese, and Arabic.  |
| Wisconsin      | Spanish  |



Has your state translated court forms?

| State          | Yes | No |
|----------------|-----|----|
| Alabama        | Yes |    |
| Alaska         | Yes |    |
| Arkansas       | Yes |    |
| California     |     | No |
| Colorado       | Yes |    |
| Connecticut    | Yes |    |
| Delaware       | Yes |    |
| Florida        |     | No |
| Georgia        | Yes |    |
| Hawaii         |     | No |
| Idaho          | Yes |    |
| Indiana        | Yes |    |
| Iowa           | Yes |    |
| Maryland       | Yes |    |
| Massachusetts  | Yes |    |
| Michigan       | Yes |    |
| Minnesota      | Yes |    |
| Missouri       | Yes |    |
| Nebraska       | Yes |    |
| Nevada         | Yes |    |
| New Jersey     | Yes |    |
| New Mexico     | Yes |    |
| New York       | Yes |    |
| North Carolina | Yes |    |
| Ohio           | Yes |    |
| Oregon         | Yes |    |
| Pennsylvania   | Yes |    |
| South Carolina |     | No |
| Tennessee      | Yes |    |
| Texas          |     | No |
| Utah           | Yes |    |
| Vermont        | Yes |    |
| Washington     | Yes |    |
| Wisconsin      | Yes |    |

|     |    |
|-----|----|
| Yes | 30 |
| No  | 5  |



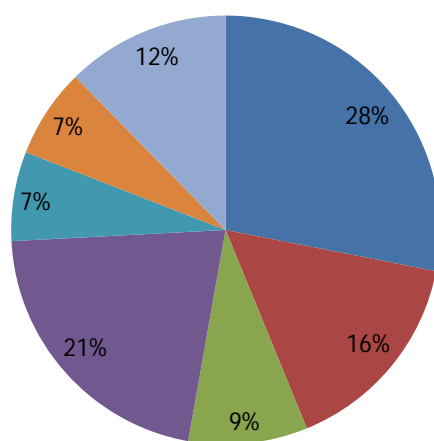


If yes to Q50, which category of forms?

| State              | Criminal                    | Juvenile | Dependency-Neglect | Family                      | Housing | N/A | Other  |
|--------------------|-----------------------------|----------|--------------------|-----------------------------|---------|-----|--|
| Alabama            | Criminal                    |          |                    |                             |         |     |  |
| Alaska             | Criminal                    |          |                    | Family                      |         |     |  |
| Arkansas           | Criminal                    | Juvenile | Dependency-Neglect | Family                      |         |     | Monthly payment forms, Conditions of Probation, and others   |
| California         |                             |          |                    |                             |         | N/A |  |
| Colorado           | Criminal                    | Juvenile | Dependency-Neglect |                             | Housing |     |  |
| Connecticut        | Criminal                    | Juvenile | Dependency-Neglect | Family                      | Housing |     |  |
| Delaware           | Criminal                    | Juvenile | Dependency-Neglect | Family                      |         |     |  |
| Florida            |                             |          |                    |                             |         | N/A |  |
| Georgia            | Criminal                    | Juvenile | Dependency-Neglect | Family                      |         |     |  |
| Hawaii             |                             |          |                    |                             |         | N/A |  |
| Idaho              |                             |          |                    |                             |         |     | A couple of criminal forms and some CAO forms. Efforts are underway to translate protection order forms.                                       |
| Indiana            | Protective Order (Criminal) |          |                    | Family                      |         |     | general public information   |
| Iowa               |                             |          |                    |                             |         |     |  |
| Maryland           | Criminal                    | Family   |                    |                             |         |     |  |
| Massachusetts      | very few Criminal           |          |                    | Family                      |         |     |  |
| Michigan           | Criminal                    |          |                    |                             |         |     |  |
| Minnesota          | Criminal                    |          |                    | Family, conciliation Court, | Housing |     | Waiver of Court fees and costs   |
| Missouri           | Small claims                |          |                    |                             |         |     |  |
| Nebraska           | Criminal                    | Juvenile |                    | Family                      |         |     |  |
| Nevada             | Criminal                    | Juvenile |                    | Family                      |         |     |  |
| New Jersey         | Criminal                    | Juvenile | Dependency-Neglect | Family                      | Housing |     |  |
| New Mexico         | Criminal                    |          |                    |                             |         |     | Jury Qualification and Questionnaire; translation of forms varies across courts Client's Rights, Information for DV victims, Surrogate Ct form |
| New York           |                             |          |                    |                             |         |     |  |
| North Carolina     | Criminal                    | Juvenile | Dependency-Neglect | Family                      | Housing |     |  |
| Ohio               | Probate Criminal            | Juvenile |                    | Family                      |         |     | Domestic violence, Small Claims, Application Contribution Program/Indigence  |
| Oregon             |                             | Juvenile |                    | Family                      |         |     |  |
| Pennsylvania       | Criminal                    |          |                    | Family                      |         |     |  |
| South Carolina     |                             |          |                    |                             |         | N/A |  |
| Tennessee          | Criminal                    |          |                    | Family                      |         |     | Order of Protection forms and some miscellaneous criminal and family law forms   |
| Texas              |                             |          |                    |                             |         | N/A |  |
| Utah               | Criminal                    | Juvenile |                    | Family                      | Housing |     |  |
| Vermont            |                             |          |                    |                             |         | N/A |  |
| Washington         | Criminal                    | Juvenile |                    | Family                      |         |     | Domestic Violence & Vulnerable Adult Protection Orders   |
| Wisconsin          | Criminal                    | Juvenile | Dependency-Neglect |                             |         |     | Civil-DV   |
| Criminal           | 25                          |          |                    |                             |         |     |  |
| Juvenile           | 14                          |          |                    |                             |         |     |  |
| Dependency-Neglect | 8                           |          |                    |                             |         |     |  |
| Family             | 19                          |          |                    |                             |         |     |  |
| Housing            | 6                           |          |                    |                             |         |     |  |
| N/A                | 6                           |          |                    |                             |         |     |  |
| Other              | 11                          |          |                    |                             |         |     |  |

If yes to Q48, which languages?

- Criminal
- Juvenile
- Dependency-Neglect
- Family
- Housing
- N/A
- Other



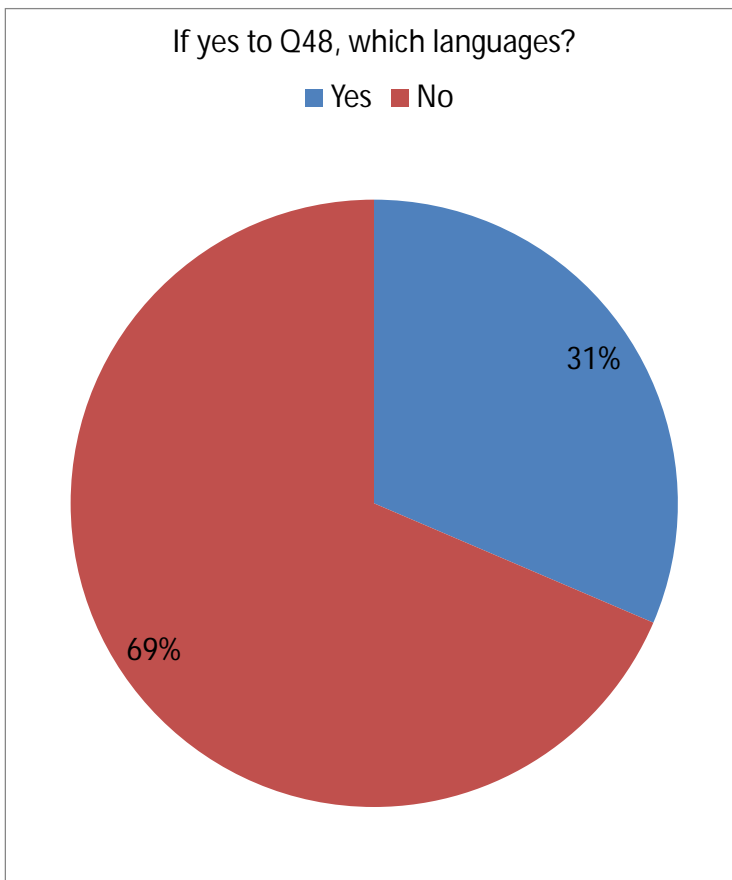
If yes to Q50, which languages?

| State          | Language   |
|----------------|--|
|                | N/A  |
| Alabama        | Spanish  |
| Alaska         | Spanish, Russian, Korean, Yupik  |
| Arkansas       | Spanish  |
| California     | No answer provided   |
| Colorado       | Spanish  |
| Connecticut    | Spanish, Portuguese, Polish, Mandarin and Russian                            |
| Delaware       | Spanish  |
| Florida        | N/A  |
| Georgia        | Spanish  |
| Hawaii         | N/A  |
| Idaho          | Spanish  |
| Indiana        | Spanish  |
| Iowa           | Spanish  |
| Maryland       | Spanish  |
| Massachusetts  | Top 5 lang & Khmer   |
| Michigan       | Spanish, Hmong, Russian, Chinese, Korean, Arabic                             |
| Minnesota      | Spanish, Somali, Hmong, Cambodian, Lao, Oronio, Russian, Vietnamese          |
| Missouri       | Spanish and Bosnian  |
| Nebraska       | Spanish, Arabic, Vietnamese  |
| Nevada         | Spanish mostly; LOTS when specific department/office requested it            |
| New Jersey     | Spanish  |
| New Mexico     | Spanish  |
| New York       | N/A  |
| North Carolina | Spanish  |
| Ohio           | Spanish, Somali, Arabic, Russian, Mandarin                                   |
| Oregon         | Spanish, Russian, Vietnamese, Korean   |
| Pennsylvania   | Spanish, Chinese, Russian, Vietnamese, Cambodian                             |
| South Carolina | No answer provided   |
| Tennessee      | Spanish, Korean, Vietnamese  |
| Texas          | N/A  |
| Utah           | Spanish  |
| Vermont        | N/A  |
| Washington     | All in Spanish. Some done in Chinese, Korean, Russian, Tagalog & Vietnamese. |
| Wisconsin      | Spanish, Hmong   |

Do your courts have a performance evaluation procedure in place for staff interpreters?

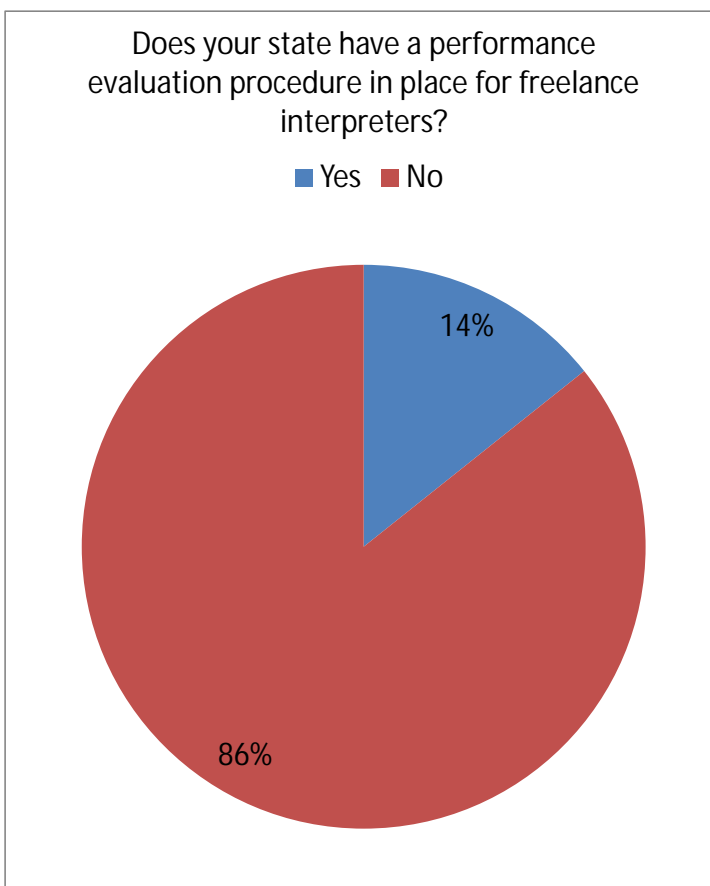
| State          | Yes | No |
|----------------|-----|----|
| Alabama        | Yes | No |
| Alaska         | Yes | No |
| Arkansas       |     | No |
| California     | Yes |    |
| Colorado       | Yes |    |
| Connecticut    | Yes |    |
| Delaware       |     | No |
| Florida        |     | No |
| Georgia        |     | No |
| Hawaii         |     | No |
| Idaho          |     | No |
| Indiana        |     | No |
| Iowa           |     | No |
| Maryland       |     | No |
| Massachusetts  |     | No |
| Michigan       |     | No |
| Minnesota      | Yes |    |
| Missouri       |     | No |
| Nebraska       |     | No |
| Nevada         |     | No |
| New Jersey     |     | No |
| New Mexico     | Yes |    |
| New York       | Yes |    |
| North Carolina | Yes |    |
| Ohio           |     | No |
| Oregon         | Yes |    |
| Pennsylvania   | Yes |    |
| South Carolina |     | No |
| Tennessee      |     | No |
| Texas          |     | No |
| Utah           |     | No |
| Vermont        |     | No |
| Washington     | Yes |    |
| Wisconsin      |     | No |

Yes 11  
 No 24



Does your state have a performance evaluation procedure in place for freelance interpreters?

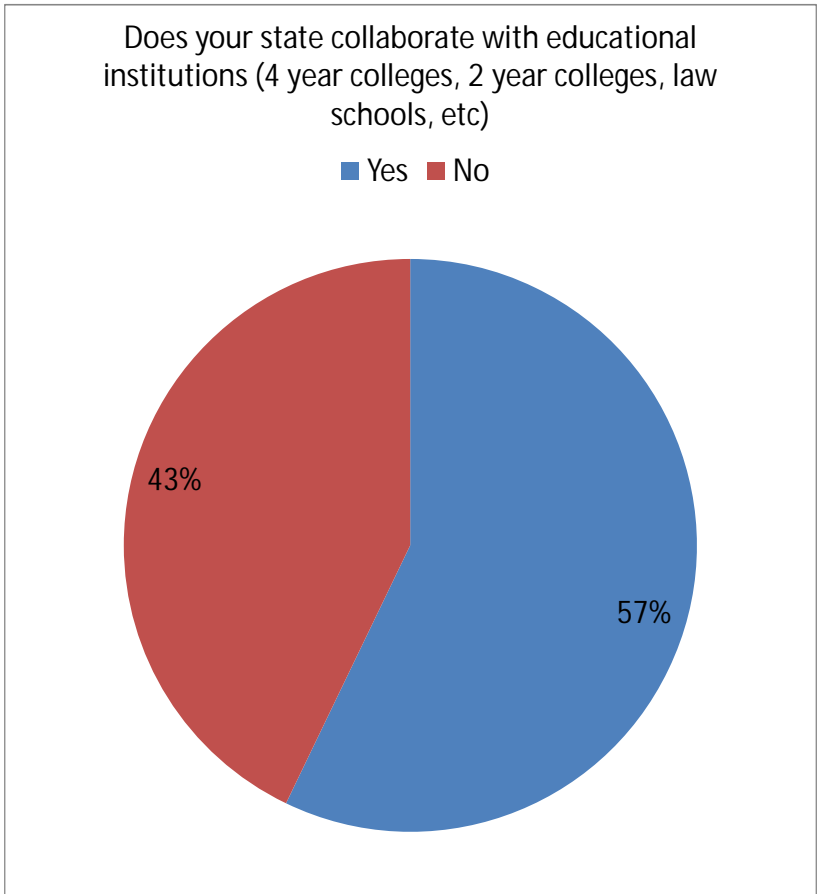
| State          | Yes | No |
|----------------|-----|----|
| Alabama        | Yes | No |
| Alaska         | Yes | No |
| Arkansas       | Yes | No |
| California     |     | No |
| Colorado       |     | No |
| Connecticut    |     | No |
| Delaware       | Yes |    |
| Florida        |     | No |
| Georgia        |     | No |
| Hawaii         |     | No |
| Idaho          |     | No |
| Indiana        |     | No |
| Iowa           |     | No |
| Maryland       |     | No |
| Massachusetts  |     | No |
| Michigan       |     | No |
| Minnesota      |     | No |
| Missouri       |     | No |
| Nebraska       |     | No |
| Nevada         |     | No |
| New Jersey     |     | No |
| New Mexico     |     | No |
| New York       | Yes |    |
| North Carolina |     | No |
| Ohio           |     | No |
| Oregon         | Yes |    |
| Pennsylvania   |     | No |
| South Carolina |     | No |
| Tennessee      |     | No |
| Texas          |     | No |
| Utah           |     | No |
| Vermont        |     | No |
| Washington     |     | No |
| Wisconsin      |     | No |



Yes 5  
 No 30

Does your state collaborate with educational institutions (4 year colleges, 2 year colleges, law schools, etc)

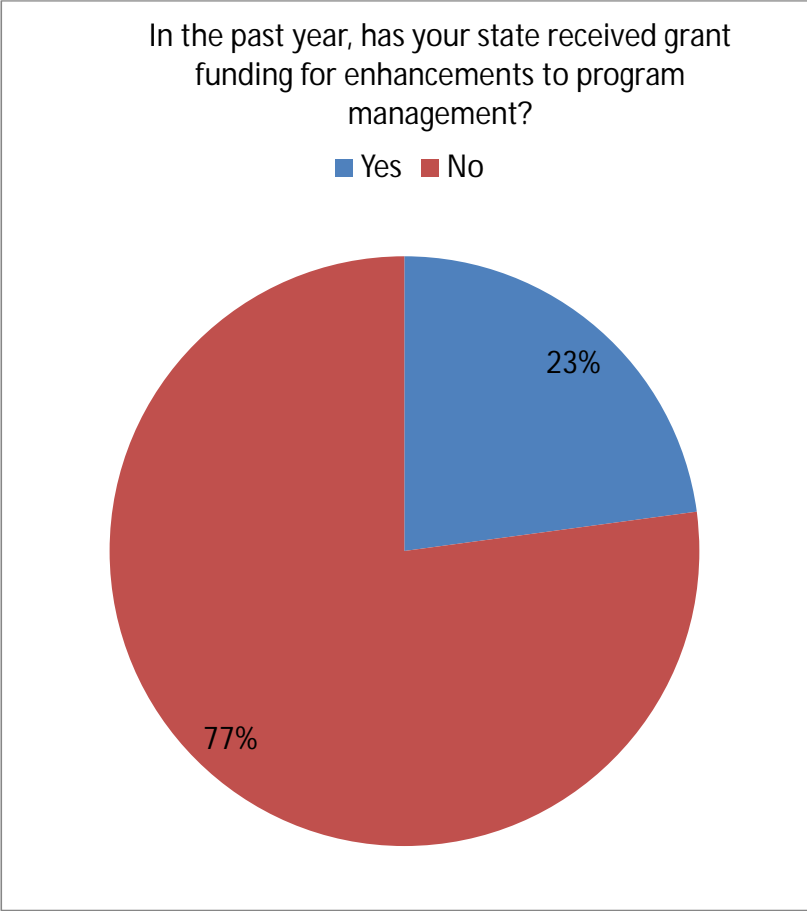
| State          | Yes | No |
|----------------|-----|----|
| Alabama        | Yes | No |
| Alaska         | Yes | No |
| Arkansas       | Yes | No |
| California     | Yes | No |
| Colorado       | Yes | No |
| Connecticut    | Yes | No |
| Delaware       | Yes | No |
| Florida        | Yes | No |
| Georgia        | Yes | No |
| Hawaii         | Yes | No |
| Idaho          | Yes | No |
| Indiana        | Yes | No |
| Iowa           | Yes | No |
| Maryland       | Yes | No |
| Massachusetts  | Yes | No |
| Michigan       | Yes | No |
| Minnesota      | Yes | No |
| Missouri       | Yes | No |
| Nebraska       | Yes | No |
| Nevada         | Yes | No |
| New Jersey     | Yes | No |
| New Mexico     | Yes | No |
| New York       | Yes | No |
| North Carolina | Yes | No |
| Ohio           | Yes | No |
| Oregon         | Yes | No |
| Pennsylvania   | Yes | No |
| South Carolina | Yes | No |
| Tennessee      | Yes | No |
| Texas          | Yes | No |
| Utah           | Yes | No |
| Vermont        | Yes | No |
| Washington     | Yes | No |
| Wisconsin      | Yes | No |



Yes 20  
No 15

In the past year, has your state received grant funding for enhancements to program management?

| State          | Yes | No |
|----------------|-----|----|
| Alabama        | Yes | No |
| Alaska         | Yes | No |
| Arkansas       |     | No |
| California     |     | No |
| Colorado       |     | No |
| Connecticut    |     | No |
| Delaware       |     | No |
| Florida        |     | No |
| Georgia        | Yes |    |
| Hawaii         | Yes |    |
| Idaho          |     | No |
| Indiana        | Yes |    |
| Iowa           |     | No |
| Maryland       |     | No |
| Massachusetts  |     | No |
| Michigan       |     | No |
| Minnesota      |     | No |
| Missouri       |     | No |
| Nebraska       |     | No |
| Nevada         |     | No |
| New Jersey     |     | No |
| New Mexico     | Yes |    |
| New York       |     | No |
| North Carolina |     | No |
| Ohio           | Yes |    |
| Oregon         |     | No |
| Pennsylvania   |     | No |
| South Carolina |     | No |
| Tennessee      |     | No |
| Texas          |     | No |
| Utah           |     | No |
| Vermont        | Yes |    |
| Washington     |     | No |
| Wisconsin      |     | No |



Yes 8  
 No 27

Is there a topic or issue you would like to see addressed in a subsequent survey or explored in more depth by the Professional Issues Committee?

| State          | Other   |
|----------------|---|
|                | N/A   |
| Alabama        | N/A   |
| Alaska         | Alaska Rules of Court are behind current practice of providing interpreters when requested or when the judicial officer determines the person is LEP.   |
| Arkansas       | No  |
| California     | Yes   |
| Colorado       | Allow comment space for some questions as yes/no answers do not always provide accurate information. Great information to survey!   |
| Connecticut    | Protocols for removal of credentials; protocol for continuing ed credits; protocol for video and telephone interpreting   |
| Delaware       | No  |
| Florida        | Opportunities for Continuing Education  |
| Georgia        | Due to limited resources, more information on webinars or online skill enhancement training would be useful.  |
| Hawaii         | Legal analysis beyond Title VI requirements supporting provision of interpreters in all case types  |
| Idaho          | N/A   |
| Indiana        | The development of new tests, templates of LEP plans, models for certification  |
| Iowa           | World Peace   |
| Maryland       | How are the other states responding to the DOJ letter dated August 16, 2010 by Thomas Perez on LEP issues?  |
| Massachusetts  | No comment  |
| Michigan       | No  |
| Minnesota      | Remote Interpreting Training and National Registry  |
| Missouri       | fees and fee schedules  |
| Nebraska       | Financing programs, testing for additional languages  |
| Nevada         | LAP plans   |
| New Jersey     | No but I look forward to reviewing survey results, which may reveal something.<br>Evaluation of Free-Lance Interpreters; Translation of Documents; Language specific skills building for languages other than Spanish |
| New Mexico     | Development of language specific training in various languages  |
| New York       | No  |
| North Carolina | No  |
| Ohio           | n/a   |
| Oregon         | N/A   |
| Pennsylvania   | No  |
| South Carolina | LEP's in written form   |
| Tennessee      | Not that I can think of.  |
| Texas          | no  |
| Utah           | Nothing comes to mind at the moment   |
| Vermont        | Curious if the survey would want to know if states are in process to administer training and testing.   |
| Washington     | Use of technology like VRI and online scheduling software.  |
| Wisconsin      | Not at this time  |

